The seal of the Arkansas State Highway Commission is centered in the background. It is a circular emblem with a double border. The outer border contains the text "ARKANSAS STATE HIGHWAY COMMISSION" at the top and "SEAL" at the bottom, separated by a small star. The inner circle features the state seal of Arkansas, which includes a central shield with a plow, a sheaf of wheat, and a cotton plant, topped by a sunburst and the word "ARKANSAS".

# Arkansas State Highway Commission Meeting

**Wednesday, June 6, 2018**

# Excellence in Program Administration Award



2018 AASHTO Civil Rights  
Training Symposium

Excellence in Program  
Administration Award

Joanna McFadden  
EEO/DBE Section Head

The seal of the Arkansas State Highway Commission is centered in the background. It is a circular emblem with the text "ARKANSAS STATE HIGHWAY COMMISSION" around the perimeter. Inside the circle, there is a central figure holding a scale, surrounded by stars and the word "ARKANSAS". Below the figure is a banner with the motto "REGNAT POPULUS".

# Agenda Item 1

## Meeting Minutes

### April 24, 2018

The seal of the Arkansas State Highway Commission is centered in the background. It features a circular border with the text "ARKANSAS STATE HIGHWAY COMMISSION" around the top and "COMMISSION" at the bottom. Inside the circle, there is a central figure holding a scale and a sword, surrounded by stars and the word "ARKANSAS". A banner below the figure reads "REGNAT POPULUS".

# Agenda Item 2

## Consideration of Minute Orders



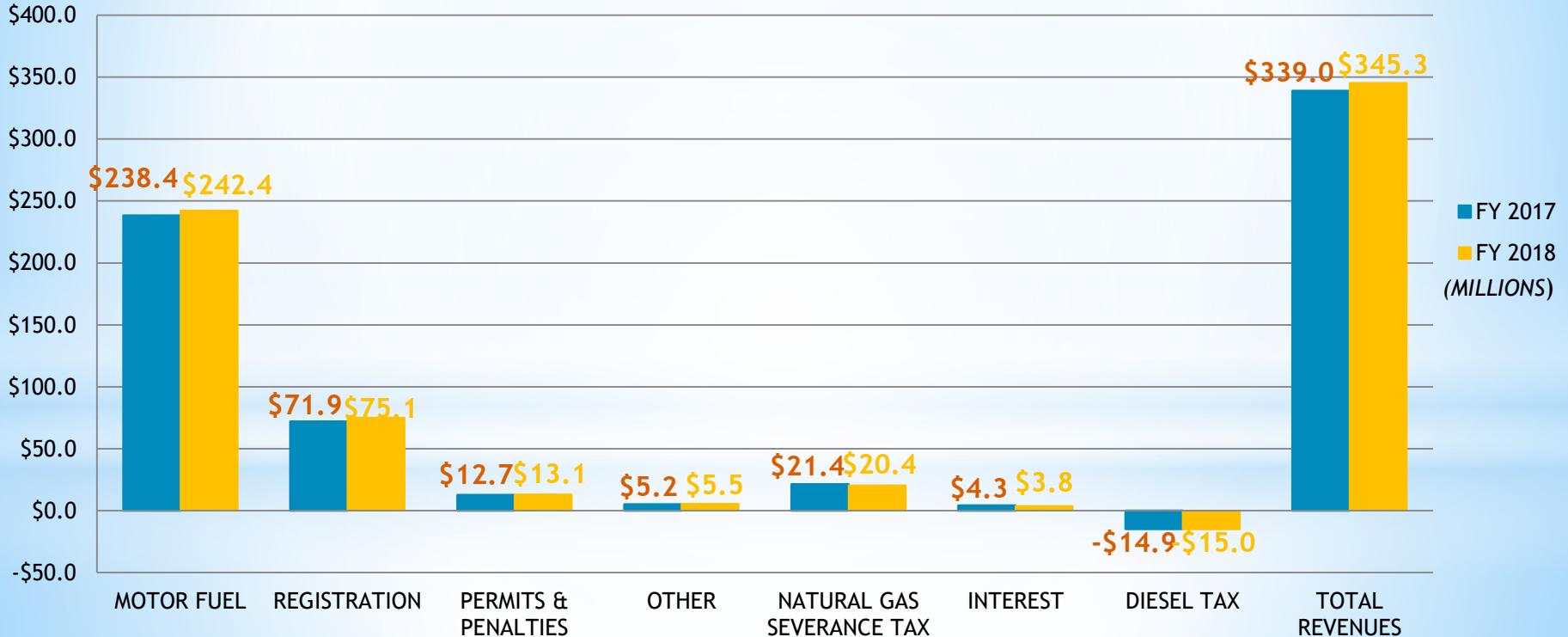
The seal of the Arkansas State Highway Commission is a circular emblem. It features a central figure holding a scale and a sword, surrounded by stars and the word "ARKANSAS". The outer ring of the seal contains the text "ARKANSAS STATE HIGHWAY COMMISSION".

# Agenda Item 3

## State Highway Revenue Update

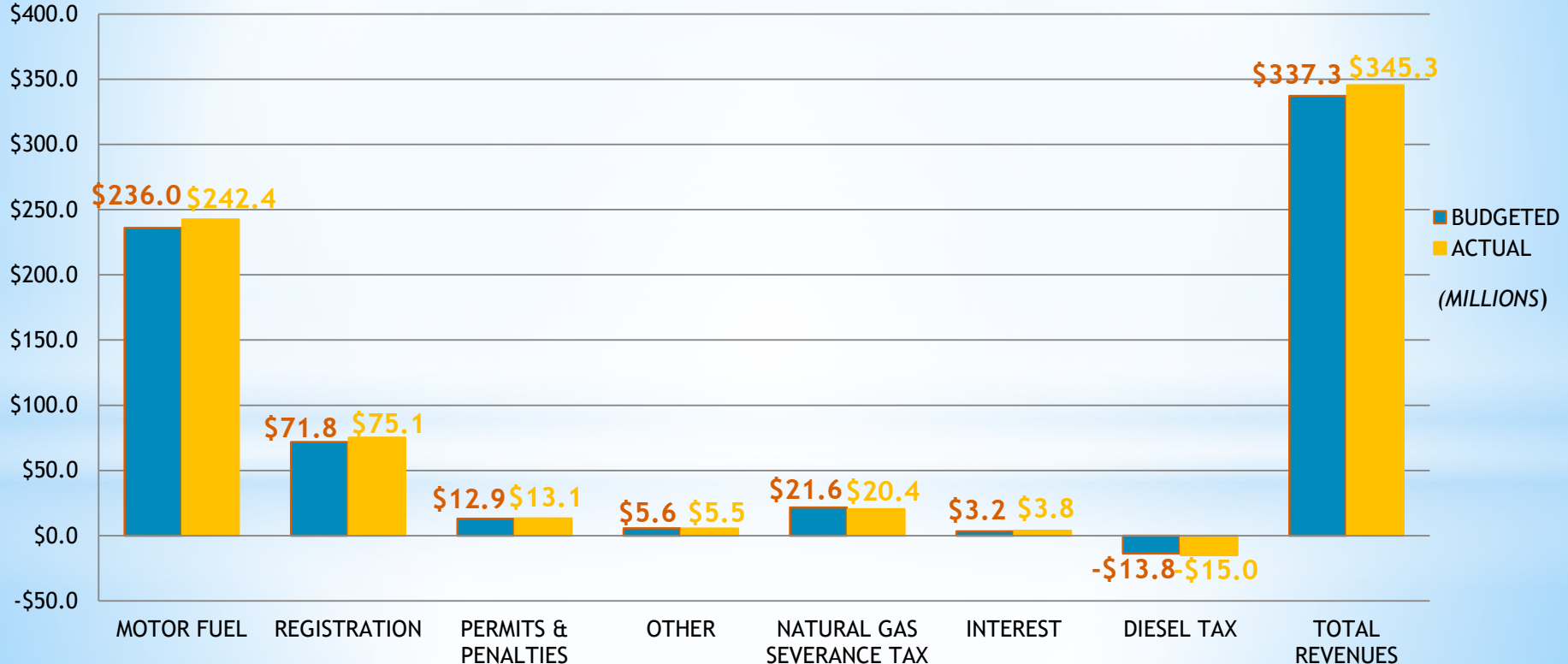
# APRIL 2017-2018 REVENUE

<b>VARIANCE</b>	<b>\$4.0</b>	<b>\$3.2</b>	<b>\$0.4</b>	<b>\$0.3</b>	<b>-\$1.0</b>	<b>\$-0.5</b>	<b>\$-0.1</b>	<b>\$6.3</b>
<b>% CHANGE</b>	<b>1.7%</b>	<b>4.5%</b>	<b>3.2%</b>	<b>5.8%</b>	<b>-4.7%</b>	<b>-11.6%</b>	<b>-0.7%</b>	<b>1.9%</b>



# FY 2018 BUDGETED VS. ACTUAL - APRIL

	MOTOR FUEL	REGISTRATION	PERMITS & PENALTIES	OTHER	NATURAL GAS SEVERANCE TAX	INTEREST	DIESEL TAX	TOTAL REVENUES
VARIANCE	\$6.4	\$3.3	\$0.2	-\$0.1	-\$1.2	\$0.6	-\$1.2	\$8.0
% CHANGE	2.7%	4.6%	1.6%	-1.8%	-5.6%	18.8%	-8.7%	2.4%



# APRIL 2017-2018 FUEL CONSUMPTION

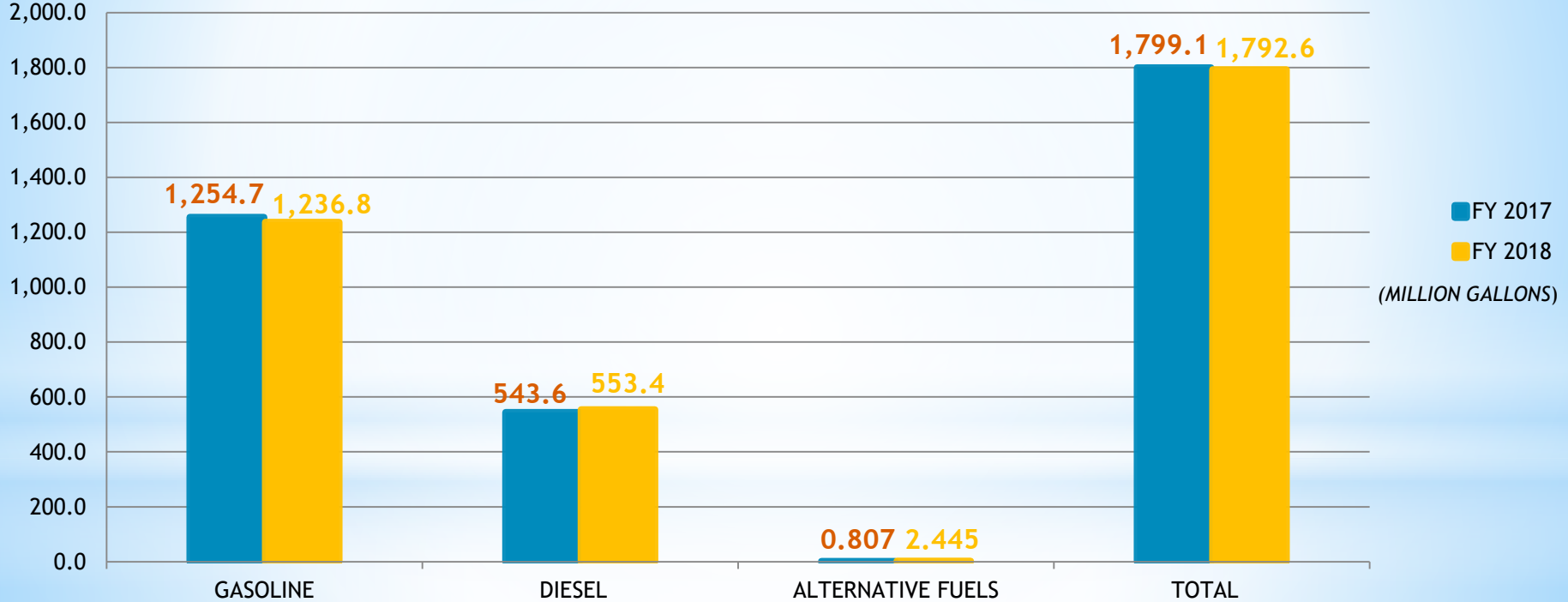
VARIANCE  
% CHANGE

-17.9  
-1.4%

9.8  
1.8%

1.64  
202.9%

-6.5  
-0.4%





# Arkansas Fuel Consumption

## Rolling 12-month Comparison

Fuel	Previous 12 Months (millions)	Current 12 Months (millions)	Variance
Gasoline	1,501,967,365	1,492,967,350	-0.60%
Diesel	647,277,158	662,146,570	2.30%
Alternative	982,098	2,580,126	162.72%
Total	2,150,226,621	2,157,694,046	0.35%



# State Fiscal Year 2018 Sales Tax

Mon	Projected Net	Actual Receipts	Variance	Monthly Variance	Annual Variance
Jul	15,126,090	14,939,612	(186,478)	-1.23%	-1.23%
Aug	15,668,730	15,068,928	(599,802)	-3.83%	-2.55%
Sept	15,668,730	15,089,982	(578,748)	-3.69%	-2.94%
Oct	15,533,070	14,457,261	(1,075,810)	-6.93%	-3.94%
Nov	14,651,280	14,142,719	(508,561)	-3.47%	-3.85%
Dec	16,007,880	16,554,930	537,050	3.35%	-2.60%
Jan	15,872,220	15,429,857	(442,363)	-2.79%	-2.63%
Feb	14,108,640	14,230,150	121,510	0.86%	-2.23%
Mar	15,261,750	15,184,201	(77,549)	-0.51%	-2.04%
Apr	15,193,920	15,533,703	339,783	2.24%	-1.61%
May					
Jun					
<b>Total</b>	<b>153,092,310</b>	<b>150,621,342</b>	<b>(2,470,968)</b>		

# *Half-Cent Sales Tax Projected vs Actual*

Projected Net	Actual Receipts	Variance	Percent Variance
<b>\$819,702,310</b>	<b>\$814,353,055</b>	<b>\$(5,349,255)</b>	<b>-0.65%</b>

The seal of the Arkansas State Highway Commission is centered in the background. It features a circular border with the text "ARKANSAS STATE HIGHWAY COMMISSION". Inside the circle, there is a central figure holding a scale and a sword, surrounded by stars and the word "ARKANSAS". Below the figure is a banner with the motto "REGNAT POPULUS".

# Agenda Item 4

Status of Federal Highway and  
Transit Funding Issues

# Federal Highway Funding Issues

- President Trump's Infrastructure Plan
- Congress Not Showing Interest in Plan
- Congress is Interested in Transportation Funding for FFY 2019



# Better Utilizing Investments to Leverage Development Grants

- **BUILD Replaces TIGER**
- **\$1.5 Billion Available for Federal Fiscal Year 2018**
- **Timeline**
  - ✓ Applications Due on July 19, 2018
  - ✓ US DOT Must Award Funds by December 18, 2018
- **Focus Areas**
  - ✓ Generate New Non-Federal Revenue
  - ✓ Address Unmet Needs of Rural Areas
  - ✓ Support Economic Competitiveness
  - ✓ Use of Innovative Approaches
- **Amount of Grants**

**BUILD Grants**  
Better Utilizing Investments to Leverage Development  
Transportation Discretionary Grants Program

Increased emphasis on projects located in rural areas

Nearly \$1.5 billion ready for projects with a significant local or regional impact

Apply by July 19, 2018

The banner features a colorful illustration of a construction site with cranes, buildings, and a train. Below the main text are three circular icons: a tractor, a dollar sign, and a megaphone.



# Potential BUILD Grant Projects

## Highway 83 Spur to Highway 278 Connector



## Interstate 40/Highway 59 Interchange



## Interstate 555/Highway 49 Interchange



## Hot Springs Bypass Extension



# Comparison of Projects

	Drew	Crawford	Craighead	Garland
	Highway 83 Spur - Highway 278 Connector	Interstate 40/Highway 59 Interchange Improvements	Interstate 555/Highway 49 Interchange Improvements	Highay 70 East - Highway 7 North
	Monticello	Van Buren	Jonesboro	Hot Springs
	Rural	Non-Rural	Non-Rural	Rural
New Non-Federal Funding	\$3.5 Million	\$3.0 Million	\$1.4 Million	\$30 Million
Includes New Funding				
Partnership				
Safety				
State of Good Repair				
Economic Competitiveness				
Quality of Life				
Environmental Protection				
Innovation				
Demonstrated Project Readiness				
Project Costs and Benefits				
Will Deploy Rural Broadband				

The background features a large, faint watermark of the Arkansas State Highway Commission seal. The seal is circular and contains the text "ARKANSAS STATE HIGHWAY COMMISSION" around the perimeter. In the center, it features the state seal of Arkansas, which includes a figure holding a bow and arrow, with the word "REGNAT" and "POPULUS" visible. The word "ARKANSAS" is also present above the central figure.

# Agenda Item 5

**2011 Interstate Rehabilitation Program  
and Connecting Arkansas Program**

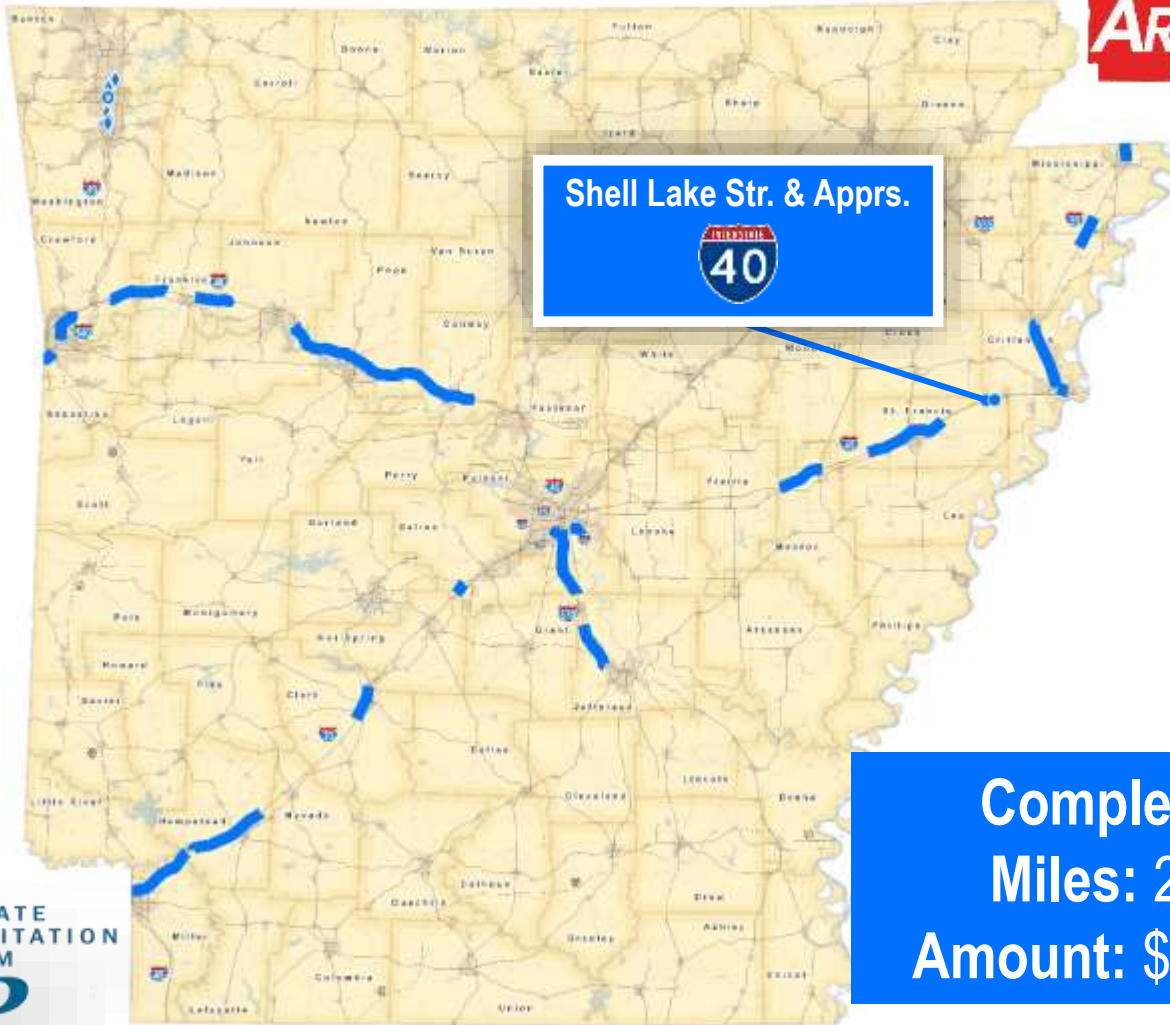


INTERSTATE  
REHABILITATION  
PROGRAM

**IRP**







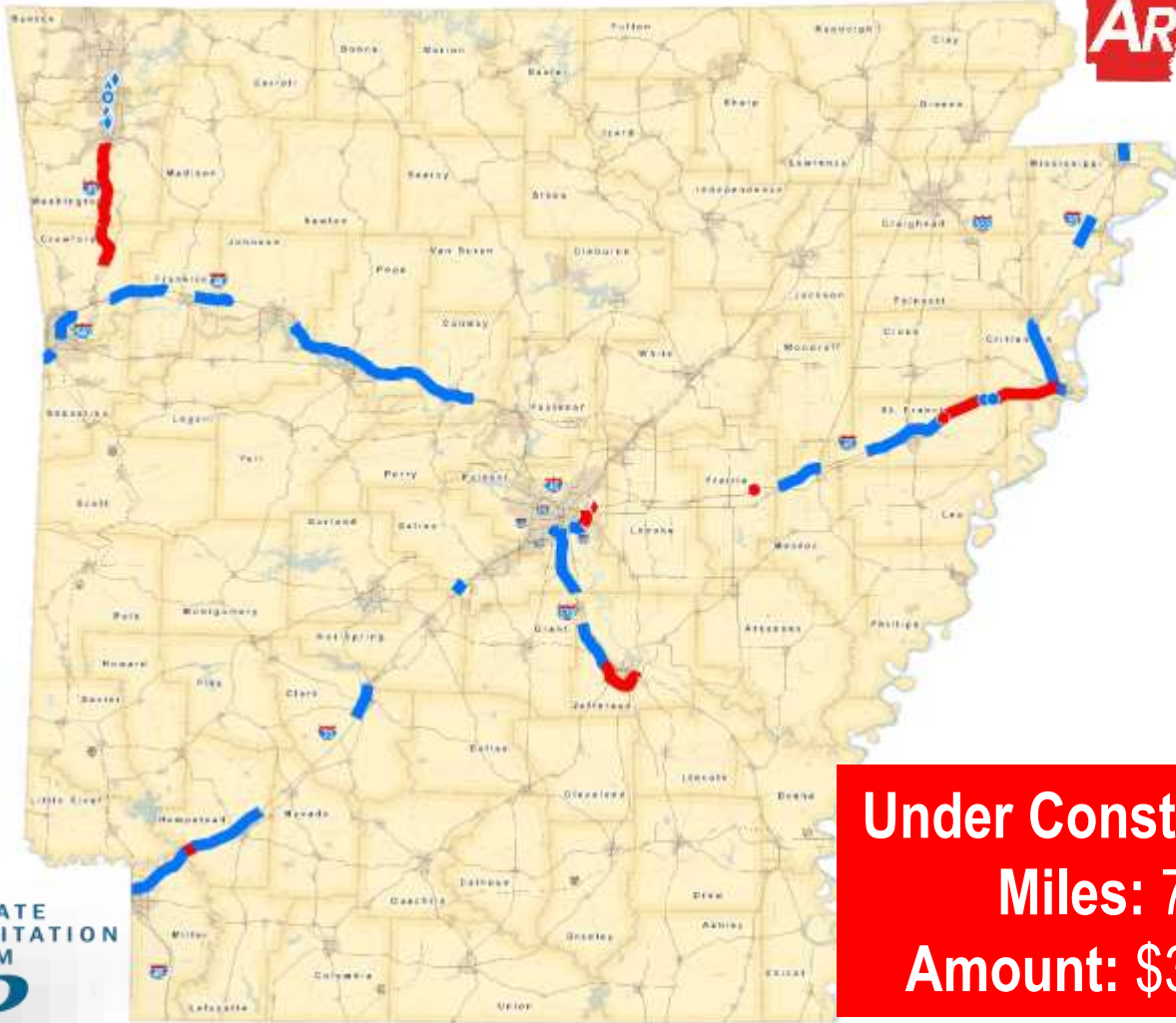
Shell Lake Str. & Apprs.



Completed  
Miles: 227  
Amount: \$823 M

Interstate Rehabilitation Program





**Under Construction**  
**Miles: 76**  
**Amount: \$369 M**

**Interstate Rehabilitation Program**



**Scheduled for 2018**  
**Miles: 40**  
**Amount: \$77 M**

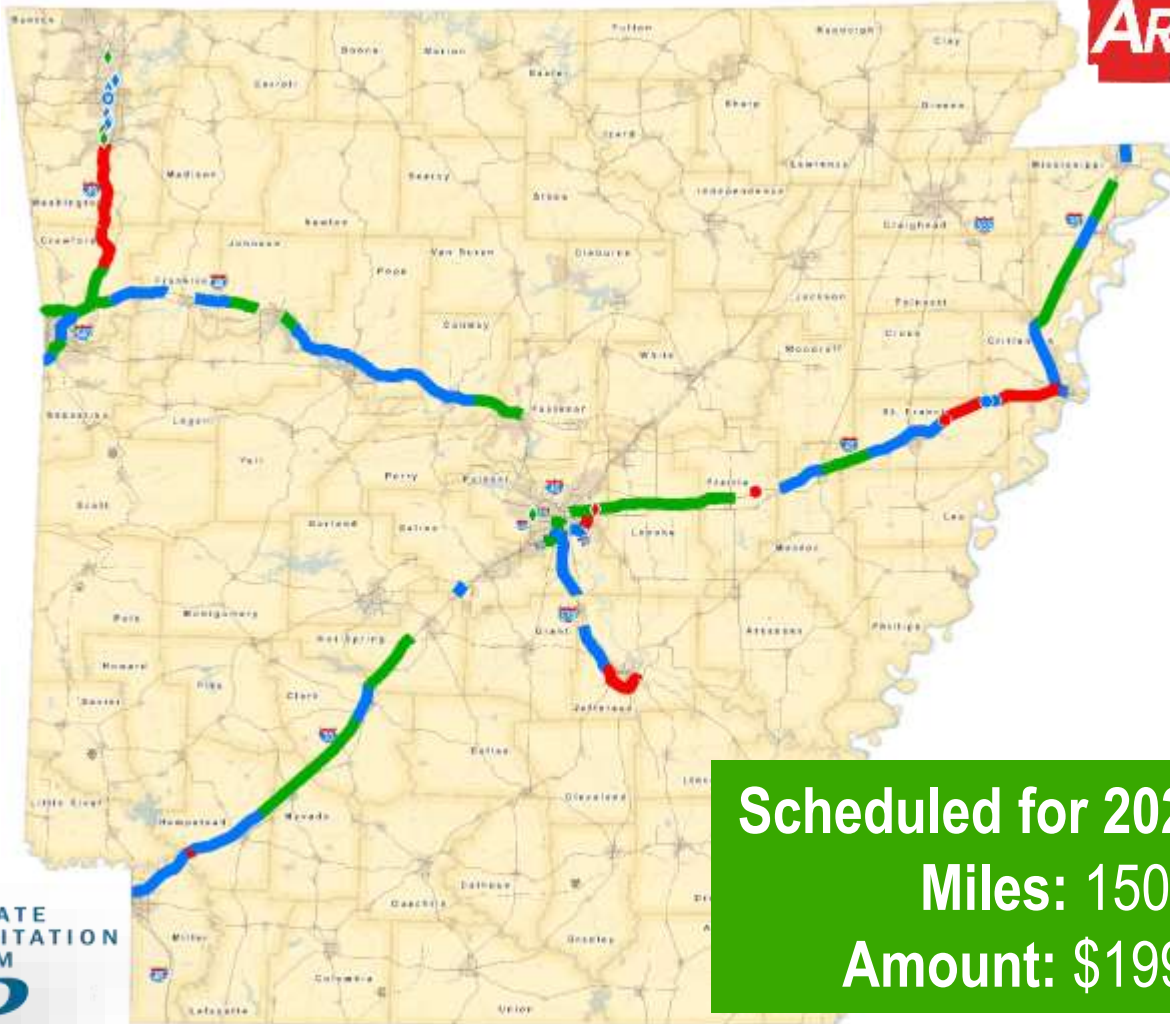
**Interstate Rehabilitation Program**



**Scheduled for 2019**  
**Amount: \$15-20 M**

**Interstate Rehabilitation Program**





**Scheduled for 2020-2023**

**Miles: 150**

**Amount: \$199 M**

**Interstate Rehabilitation Program**



CONNECTING  
ARKANSAS  
PROGRAM

**CAP**

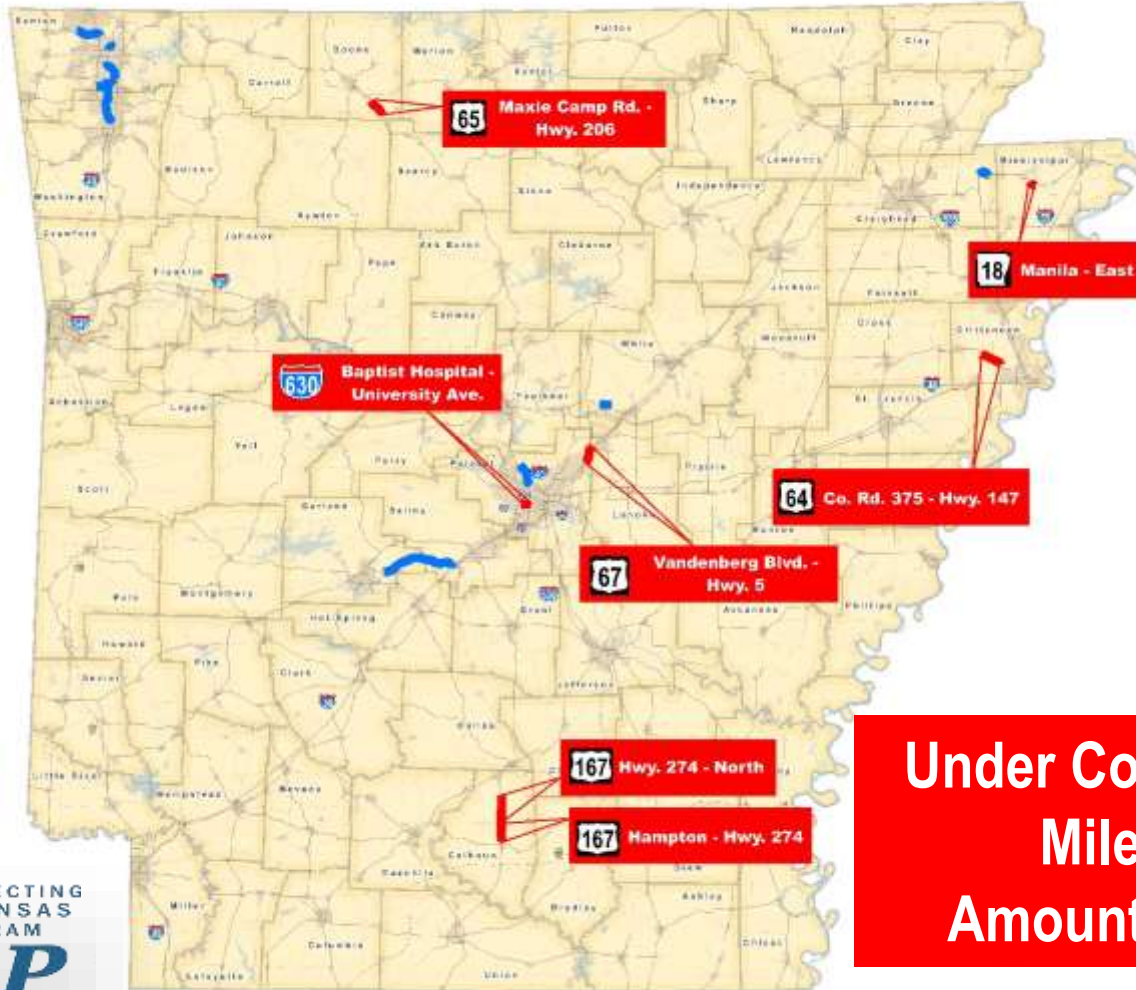






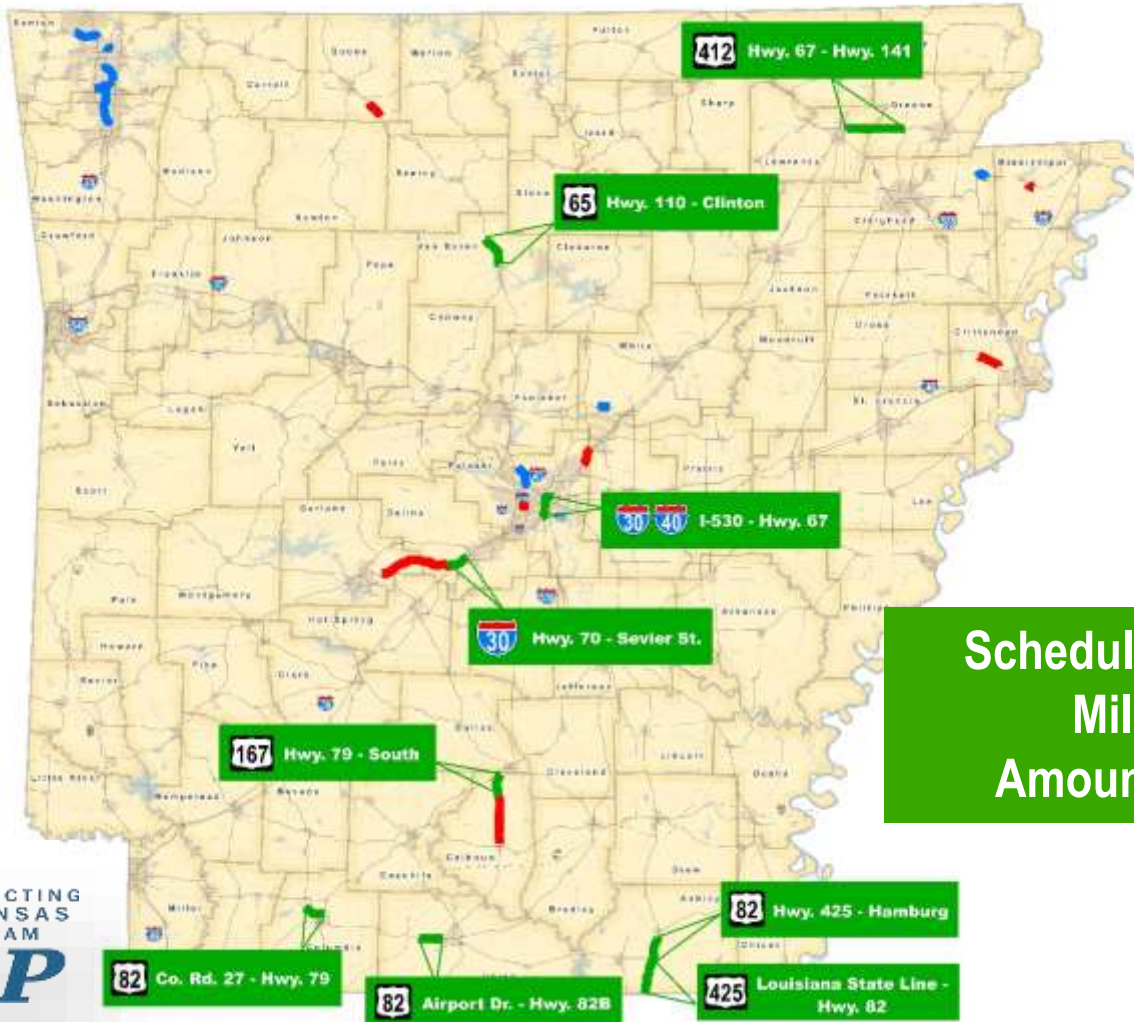
**Completed  
Miles: 56  
Amount: \$408 M**





**Under Construction**  
**Miles: 30**  
**Amount: \$299 M**





Scheduled for 2018  
Miles: 67  
Amount: \$999 M

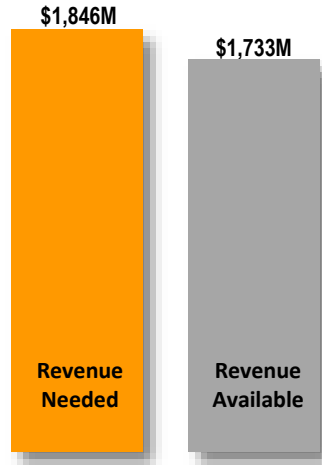


Scheduled for 2019-2020  
Miles: 32  
Amount: \$266 M

# CAP Funding Variance Analysis

June 2018

Current Expense Projection: \$2,370 M  
Non-CAP Funding Added: \$ 524 M  
Projected Revenue Needed: \$1,846 M



Current CAP Revenue Projection: \$1,859 M  
Less Cost of Bonds: \$ 151 M  
Plus Bond Premium: \$ 25 M  
Available CAP Funding: \$1,733 M

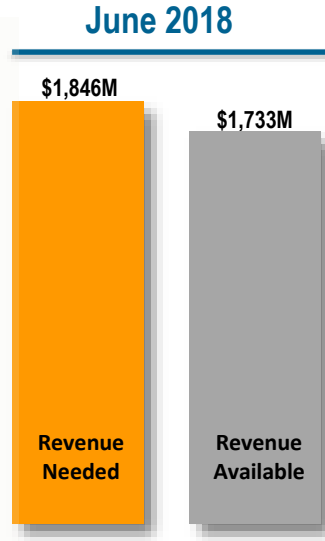
## \$113 Million Deficit



# CAP Funding Variance Analysis

## – Increases

- Interstate 30
- Interstate 630
- Highway 67



## – Savings

- Highway 64
- Highway 65
- Highway 82
- Highway 270

# CAP Funding Variance Analysis

Federal Fiscal Year	Additional 2018 – 2019 Federal Funding	Reduced IRP Bond Payment	Reduced Safety Allocation	Totals
	(x \$1 Million)			
2018	\$ 28	\$ 44	-	\$ 72
2019	\$ 28		\$ 14	\$ 42
<b>Totals</b>	<b>\$ 56</b>	<b>\$ 44</b>	<b>\$ 14</b>	<b>\$ 114</b>

The seal of the Arkansas State Highway Commission is a circular emblem. It features a central figure holding a scale and a sword, surrounded by stars. The text "ARKANSAS STATE HIGHWAY COMMISSION" is written around the perimeter, and "ARKANSAS" is written above the central figure. A banner below the figure reads "REGNAT POPULUS".

# Agenda Item 6

**Bid Letting Results**



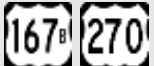

**May 2, 2018**

# Summary of the May 2<sup>nd</sup> Bid Letting






Type Projects	Number of Projects	Award Amount
State	17	32,361,353
City	16	5,135,072
County	10	3,394,600
Total	43	40,891,025



# Details of the May 2<sup>nd</sup> Bid Letting







Route	County	Job Name	Contractor	Award Amount
	Lee	Hog Tusk Creek Str. & Apprs.	Seagraves Construction	646,657
	Drew	Hwy. 138 – Hwy. 278	Pine Bluff Sand & Gravel	1,384,297
	Arkansas	Hwy. 79 – Hwy. 130 (Stuttgart)	Redstone Construction Group	1,053,834
	Grant & Jefferson	Pulaski County Line – Pine Bluff	Cranford Construction	5,454,742
	Grant	Hwys. 167B & 270 (Sheridan) (Sel. Secs.)	Cranford Construction	1,667,446
	Sebastian & Crawford	Hwy. 271 – Hwy. 64 (Sel. Secs.)	All Bids Rejected	

# Details of the May 2<sup>nd</sup> Bid Letting


Route	County	Job Name	Contractor	Award Amount
	White	Hwy. 67 – Jackson Co. Line	Atlas Asphalt	899,258
	White	Prairie Co. Line - North	No Bids Received	
	Saline	Creek at L.M. 4.65 Str. & Apprs.	Kiewit Infrastructure South	598,847
	Garland	Spring St. – Persimmon St. (Hot Springs)	Cranford Construction	1,854,749
	Garland	Hwy. 227 – Hwy. 7	Cranford Construction	1,411,943
	Van Buren	Shirley – Stone Co. Line	Delta Asphalt of Arkansas	1,086,445



# Details of the May 2<sup>nd</sup> Bid Letting

Route	County	Job Name	Contractor	Award Amount
	Greene	Craighead Co. Line – Hwy. 358	Sugg Construction	499,974
	Poinsett	Hwys. 149 & 308B (Sel. Secs.)	Asphalt Producers	1,528,826
	Mississippi	Missouri State Line – Hwy. 18B	Delta Asphalt of Arkansas	3,421,145
	Craighead	Hwy. 226S – Hwy. 91	Asphalt Producers	785,398
	Mississippi	Hwy. 18 – Hwy. 77 (Leachville)	Asphalt Producers	1,091,243
	Poinsett	Hwy. 163 – I-555	Asphalt Producers	698,141

# Details of the May 2<sup>nd</sup> Bid Letting

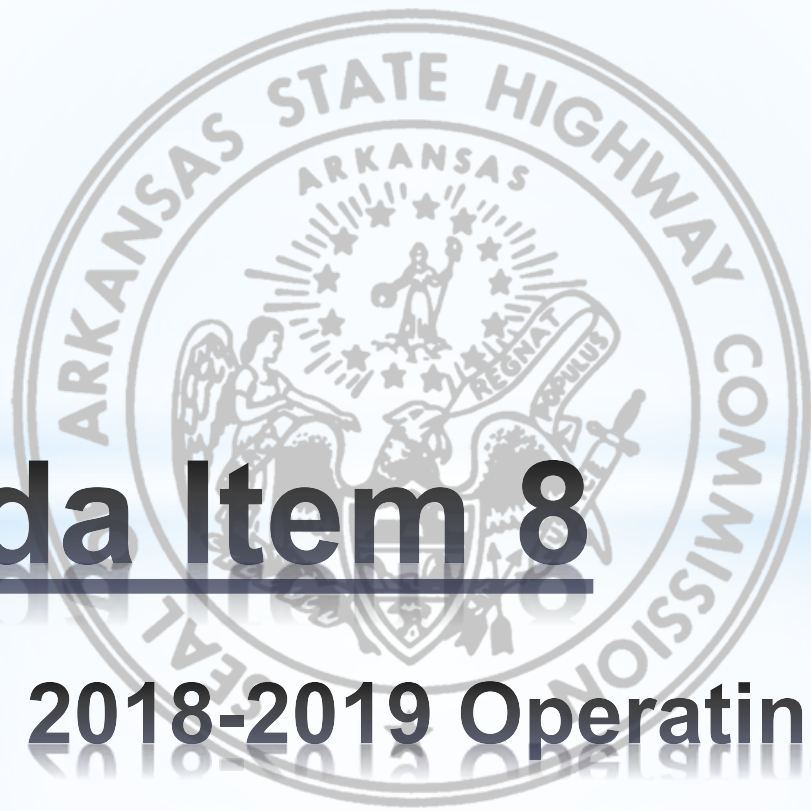
Route	County	Job Name	Contractor	Award Amount
	Poinsett	Hwy. 14 – Craighead County Line	APAC-Tennessee	8,278,408

# Agenda Item 7

Consultant Selection On-Call Surveys

(2019-2022)





# Agenda Item 8

**Proposed 2018-2019 Operating Budget**

# *Proposed Operating Budget - SFY 2019*

## **Salary Highlights**

- Implementation of First Performance-based Pay Raises
- Additional Highway Police Officers
- Additional Striping Crews
- Includes Career Service Recognition Payments



# *Proposed Operating Budget - SFY 2019*

## **Operation Highlights**

- 2% Increase to District Maintenance Budget
- Additional Data Storage and Backup Capabilities
- New Accounting Package
- Includes Inclement Weather Reserve

# Proposed Operating Budget - SFY 2019

Source	Estimated State Funds
	(x \$1 Million)
Traditional Revenue	
State Highway Fund Receipts	400,427,250
Less 4¢ Diesel Designated for Bond Program	(17,000,000)
Natural Gas Severance Tax	25,462,143
Interest Income	6,424,005
Total Projected State Revenue	415,313,398
State Funds Committed in Operating Budget	338,661,900
Operating Funds Available for Federal Matching	76,651,498
Act 1 Revenue	
½¢ Sales Tax Treasurer Fee Waiver	5,900,000
Security Reserve Fund	20,000,000
Return of Diesel Tax to ARDOT	2,700,000
<b>State Funds Available for Projects</b>	<b>105,251,498</b>

# Proposed Operating Budget - SFY 2019

Budget Section	Salaries	Overtime	Payroll Additives	Operating Expenses	Less Federal Portion	State Funds	Totals
	(x \$1 Million)						
Director	15,383,000	513,500	3,420,500	6,745,000	4,582,000	21,480,000	26,062,000
AC - Administration	9,272,000	15,500	1,999,500	10,622,000	334,900	21,574,100	21,909,000
ACE - Planning	15,882,500	15,500	3,420,000	7,518,000	15,198,500	11,637,500	26,836,000
ACE- Design	11,171,000	2,000	2,404,000	1,258,500	5,792,000	9,043,500	14,835,500
ACE - Operations	125,383,000	3,347,000	27,686,000	100,547,000	23,752,700	233,210,300	256,963,000
Capital Outlay	0	0	0	25,733,500	741,000	24,992,500	25,733,500
Special Allotments	3,000,000	500,000	750,000	12,474,000	0	16,724,000	16,724,000
<b>Totals</b>	<b>180,091,500</b>	<b>4,393,500</b>	<b>39,680,000</b>	<b>164,898,000</b>	<b>50,401,100</b>	<b>338,661,900</b>	<b>389,063,000</b>

# *Proposed Operating Budget - SFY 2019*

**Overall Increase in  
Budget Request**

**4.5% - \$16.9 Million**

The seal of the Arkansas State Highway Commission is centered in the background. It is a circular emblem with the text "ARKANSAS STATE HIGHWAY COMMISSION" around the perimeter. Inside the circle, there is a central figure holding a staff, surrounded by stars and the word "ARKANSAS".

# Agenda Item 9

**Draft Statewide Transportation  
Improvement Program (STIP)**

**Federal Fiscal Years 2019-2020**



# Draft 2019-2022 STIP

The cover features a photograph of a two-lane asphalt road with yellow double lines, receding into the distance under a blue sky with light clouds. The road is flanked by green trees and grass. A dark car is visible in the distance. The bottom half of the cover is a dark blue gradient. In the top right corner, the text "Federal Fiscal Years 2019-2022" is displayed. The word "STIP" is written in large, light blue, semi-transparent letters on the left side of the dark blue area. The main title "DRAFT STATEWIDE TRANSPORTATION IMPROVEMENT PROGRAM" is centered in white, bold, uppercase letters. At the bottom left is the AR/DOT logo. At the bottom center, smaller text reads "ARKANSAS DEPARTMENT OF TRANSPORTATION", "Prepared by the Arkansas State Highway Commission", "In compliance with Title 13 of S.C. § 205", and "May 10, 2018".

Federal Fiscal Years  
2019-2022

STIP

**DRAFT  
STATEWIDE  
TRANSPORTATION  
IMPROVEMENT  
PROGRAM**

**AR/DOT**  
ARKANSAS DEPARTMENT  
OF TRANSPORTATION

ARKANSAS DEPARTMENT OF TRANSPORTATION  
Prepared by the Arkansas State Highway Commission  
In compliance with Title 13 of S.C. § 205  
May 10, 2018



# DRAFT

## Statewide Transportation Improvement Program for Federal Fiscal Years 2019-2022 (STIP)

- Federal Requirement for Federally Funded and Regionally Significant Transportation and Transit Projects
- 4-Year Minimum
- Required Components:
  - ✓ Demonstration of Financial Constraint
  - ✓ Metropolitan Planning Organization (MPO) Coordination
  - ✓ Public Involvement
  - ✓ Performance Management



# DRAFT

## Statewide Transportation Improvement Program for Federal Fiscal Years 2019-2022 (STIP)

- Current STIP Schedule
  - ✓ March 2018 - Proposed Projects to MPOs
  - ✓ June 2018 - Release STIP for Public Comment
  - ✓ Summer 2018 - Receive MPOs Transportation Improvement Programs (TIPs)
  - ✓ August 2018 - Submit to Federal Highway Administration (FHWA) and Federal Transit Administration (FTA)
  - ✓ September 2018 - Approval from FHWA and FTA

**DRAFT**

# **Statewide Transportation Improvement Program for Federal Fiscal Years 2019-2022 (STIP)**

State & U.S. Senators

State & U.S. Representatives

Mayors

County Judges

Chambers of Commerce

Metropolitan Planning Organizations

Planning & Development Districts

Main Street Groups

Educational Co-ops

Government Agencies

National Park Service

U.S. Forest Service

Colleges & Universities

Transit Organizations

School Districts

Select Non-profit Organizations

Indian Tribes

**Estimated Average Annual Amount of Federal Funds  
2019-2022**  
(x \$1 Million)

<b>Federal Programs</b>	<b>Total</b>
National Highway Performance Program (NHPP)	\$ 329
Surface Transportation Program (STP)	\$ 180
Highway Safety Improvement Program (HSIP)	\$ 32
Congestion Mitigation and Air Quality (CMAQ)	\$ 13
National Freight Program	\$ 16
Other Minor Categories	\$ 7
Alternative Transportation Programs (TAP) & (RTP)	\$ 11
Metropolitan Planning	\$ 2
Statewide Planning and Research (SPR)	\$ 12
<b>Total Federal-aid Funds</b>	<b>\$ 602</b>



**Estimated Average Annual Amount of State Funds  
2019-2022  
(x \$1 Million)**

State Revenue	Total
Motor Fuel Tax and Registration Fees	\$ 393
4¢ Diesel Tax - Committed to IRP	\$ 17
Natural Gas Severance Tax	\$ 26
Estimated Additional State Funds (Assumption)	\$ 77
<b>Total State Revenues</b>	<b>\$ 513</b>

# Estimated Average Annual Construction Funds 2019-2022

(x \$1 Million)

<b>Federal Funds</b>	\$ 602
<b>State Highway Revenue</b>	\$ 513
<b>Total</b>	\$ 1,115
<b>Less Federal Funds for:</b>	
Fixed Budgeted Expenditures (Maintenance, Administration, Operations)	\$ 40.3
Non-ARDOT Projects (TAP, RTP, Counties, Cities, Attributable, Metropolitan Planning)	\$ 57.0
ARDOT Maintenance (Sealing, Striping, Bridge Inspection)	\$ 19.4
Statewide Planning and Research	\$ 11.6
Right-of-Way and Utilities / Obligation Limitation	\$ 50.0
Interstate Rehabilitation Program Bond Payment	\$ 50.0
<b>Total Reduction in Federal Funds</b>	\$ (228)
<b>Less State Highway Funds for:</b>	
Fixed Budgeted Expenditures (Maintenance, Administration, Operations)	\$ 338.7
State Match for Federal-aid Statewide Planning and Research & Other Minor Categories	\$ 3.9
State Match for Federal-aid ARDOT Maintenance (Sealing, Striping, Bridge Inspection)	\$ 4.9
Interstate Rehabilitation Program Bond Payment (4¢ Diesel Fuel Tax)	\$ 17.0
<b>Total Reduction in State Funds</b>	\$ (365)
<b>Total Federal and State Funds Available for Highway Construction</b>	\$ 522

**Estimated Average Annual Construction Funds  
Available for Highway Construction at Commission Discretion  
2019-2022**  
(x \$1 Million)

<b>Total Federal and State Funds Available for Highway Construction</b>	<b>\$ 522</b>
<b>Less Federal and State Matching Funds for:</b>	
Bridge Preservation (Historical Funding Level)	\$ 90
Interstate Rehabilitation Program	\$ 50
Federal-aid Safety (Highway Safety Improvements, Rail Highway Crossing Hazard Elimination and Protective Devices)	\$ 36
<b>Total Reductions</b>	<b>\$(176)</b>
<b>Total Federal and State Funds Available for Construction at Commission Discretion</b>	<b>\$ 346</b>

**Use \$ 350 million / year**

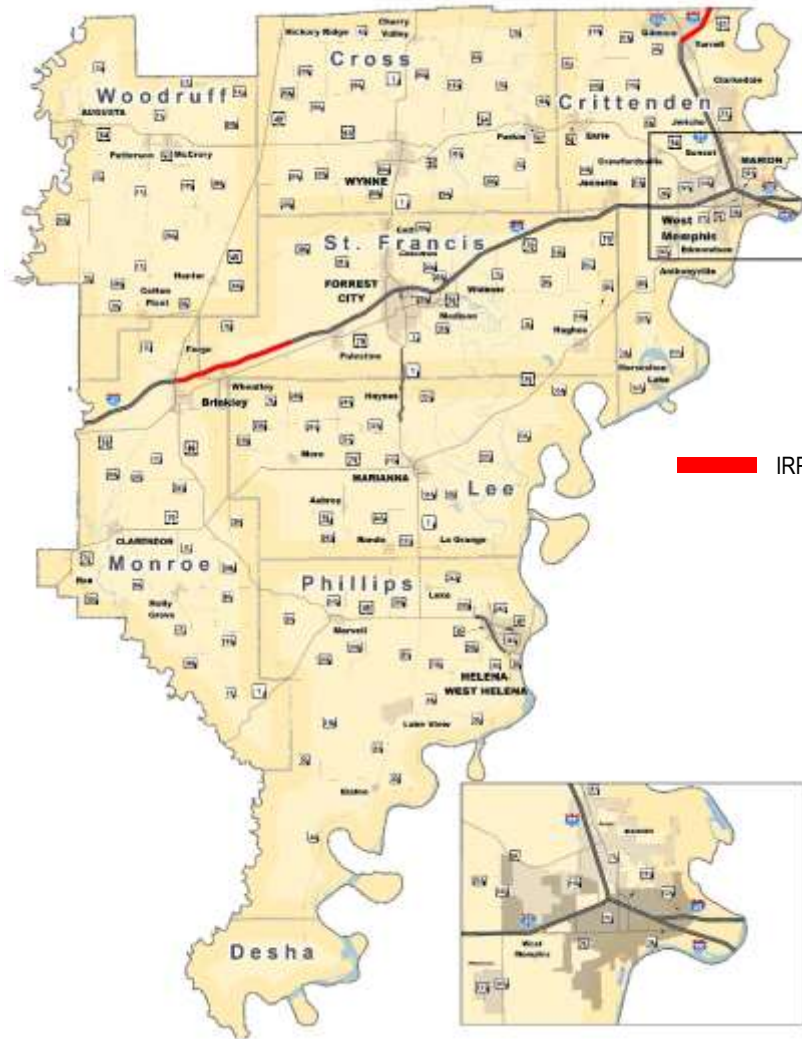
**ESTIMATED ANNUAL NEEDS ANALYSIS**

**2019-2022**

(x \$1 Million)

<b>SYSTEM PRESERVATION</b>	<b>Totals</b>
Pavement Preservation	\$ 387
Capacity Improvements	\$ 305
<b>TOTAL SYSTEM PRESERVATION ANNUAL NEEDS</b>	<b>\$ 692</b>
<b>ESTIMATED ANNUAL FUNDING AT COMMISSION DISCRETION</b>	
	<b>\$ 350</b>
<b>RECOMMENDED DISTRIBUTION OF AVAILABLE FUNDING</b>	
<b>SYSTEM PRESERVATION 80%</b>	<b>\$ 280</b>
<b>CAPITAL IMPROVEMENTS 20%</b>	<b>\$ 70</b>

# Draft 2019-2022 STIP



IRP

District  
**1**

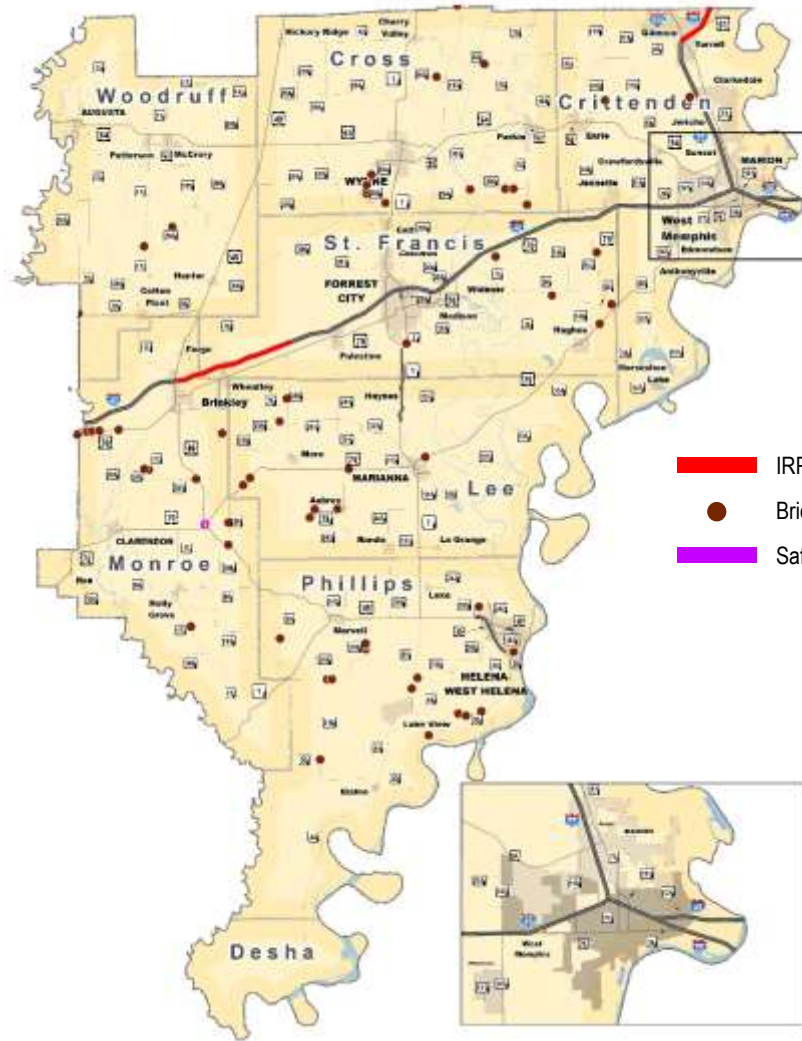
**LEGEND**  
Job Type

- Bridge
- ◆ Interchange
- ⊕ Intersection
- ▬ Roadway
- New Location

DRAFT  
2019-2022  
THE TRANSPORTATION  
IMPROVEMENT  
PROGRAM MAP



# Draft 2019-2022 STIP



- IRP
- Bridge Replacement
- Safety

District  
**1**

**LEGEND**  
Job Type

- Bridge
- ◆ Interchange
- ⊕ Intersection
- ▬ Roadway
- New Location

DRAFT  
2019-2022  
THE TRANSPORTATION  
IMPROVEMENT  
PROGRAM MAP

## District 1

Statewide Transportation Improvement Program  
Federal Fiscal Years 2019 - 2022

### Summary of Projects

Program	Amount (x \$1 M)
Connecting Arkansas Program	\$ -
Interstate Rehabilitation Program	\$ 0.6
Bridge Replacement	\$ 46.7
Safety Improvements	\$ 1.8
Pavement Preservation	\$ 86.0
Capacity Improvements	\$ -
Capital Improvements	\$ 39.2
<b>TOTAL</b>	<b>\$ 174.3</b>

IRP

Bridge Replacement

Safety

Pavement Preservation

Capital Improvement

District

# 1

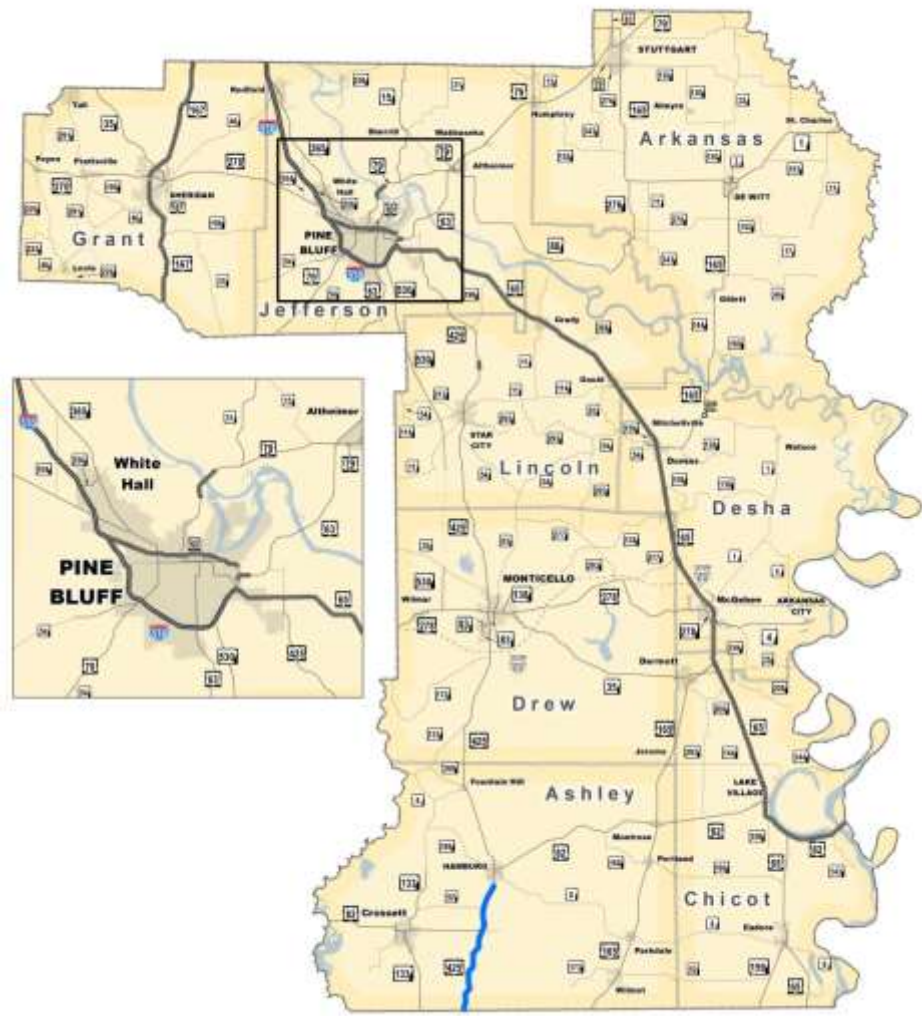
#### LEGEND

Job Type

-  Bridge
-  Interchange
-  Intersection
-  Roadway
-  New Location

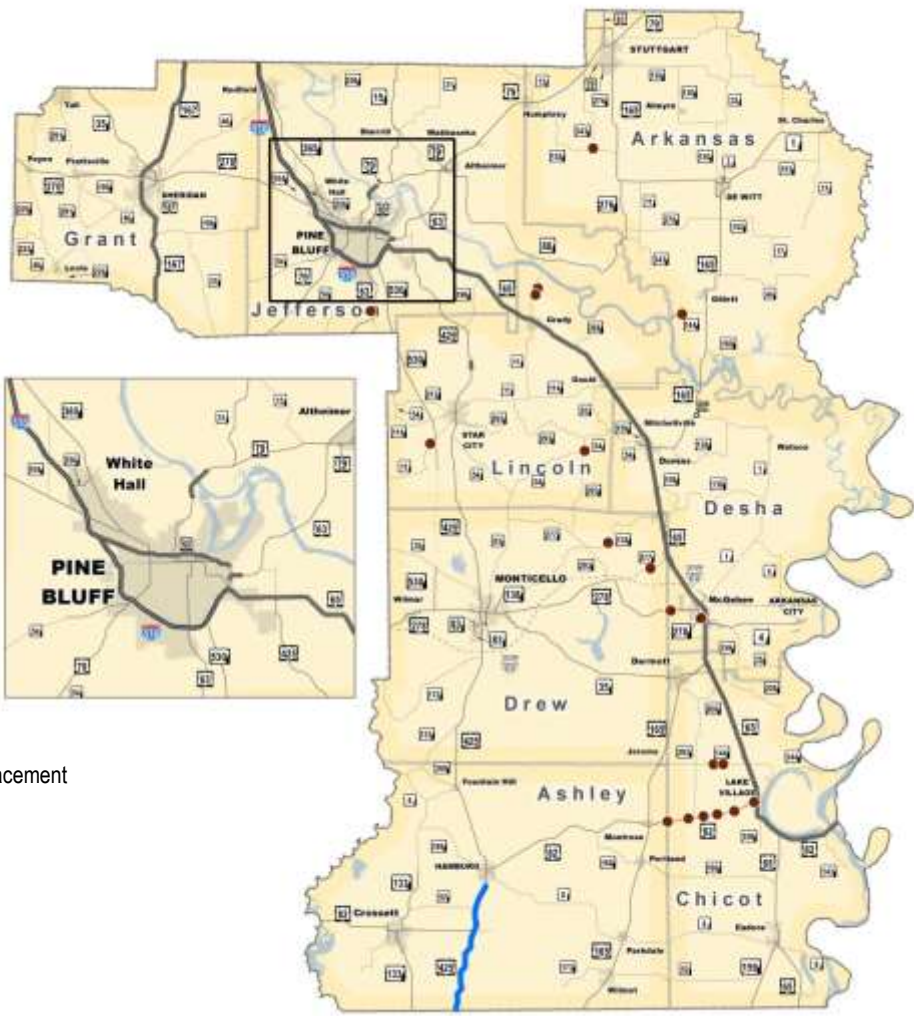




 CAP



- LEGEND**  
Job Type
-  Bridge
  -  Interchange
  -  Intersection
  -  Roadway
  -  New Location





-  CAP
-  Bridge Replacement

- LEGEND**  
Job Type
-  Bridge
  -  Interchange
  -  Intersection
  -  Roadway
  -  New Location





- █ CAP
- Bridge Replacement
- █ Pavement Preservation
- █ Capital Improvement
- █ Capacity Improvement

District 2	
Statewide Transportation Improvement Program Federal Fiscal Years 2019 - 2022	
Summary of Projects	
Program	Amount (x \$1 M)
Connecting Arkansas Program	\$ 59.1
Interstate Rehabilitation Program	\$ -
Bridge Replacement	\$ 21.2
Safety Improvements	\$ -
Pavement Preservation	\$ 98.8
Capacity Improvements	\$ 32.0
Capital Improvements	\$ 106.2
<b>TOTAL</b>	<b>\$ 317.3</b>

- LEGEND**  
Job Type
- Bridge
  - ↓ Interchange
  - ⊕ Intersection
  - █ Roadway
  - ◆◆◆◆ New Location







● Bridge Replacement

### LEGEND




#### Job Type

- Bridge
- ◆ Interchange
- ⊕ Intersection
- ▬ Roadway
- ◆◆◆◆ New Location





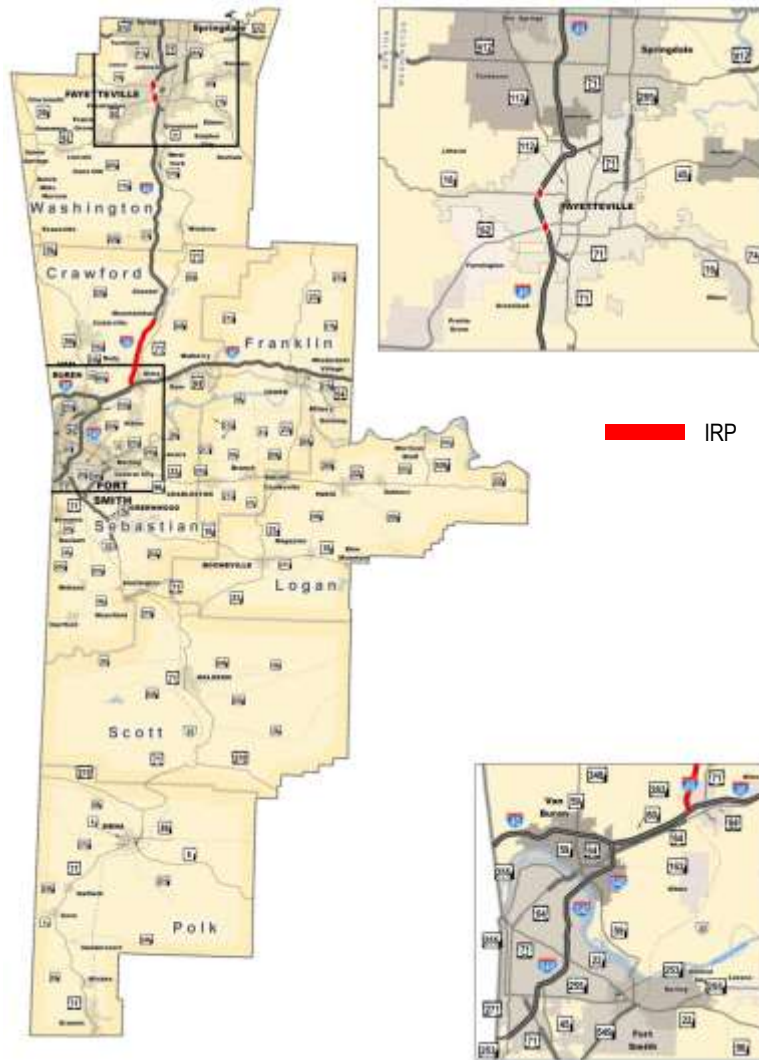
District 3	
Statewide Transportation Improvement Program Federal Fiscal Years 2019 - 2022	
Summary of Projects	
Program	Amount (x \$1 M)
Connecting Arkansas Program	\$ -
Interstate Rehabilitation Program	\$ -
Bridge Replacement	\$ 38.0
Safety Improvements	\$ -
Pavement Preservation	\$ 57.5
Capacity Improvements	\$ -
Capital Improvements	\$ 25.2
<b>TOTAL</b>	<b>\$ 120.7</b>

-  Bridge Replacement
-  Pavement Preservation
-  Capital Improvement

- LEGEND**  
Job Type
-  Bridge
  -  Interchange
  -  Intersection
  -  Roadway
  -  New Location



# Draft 2019-2022 STIP



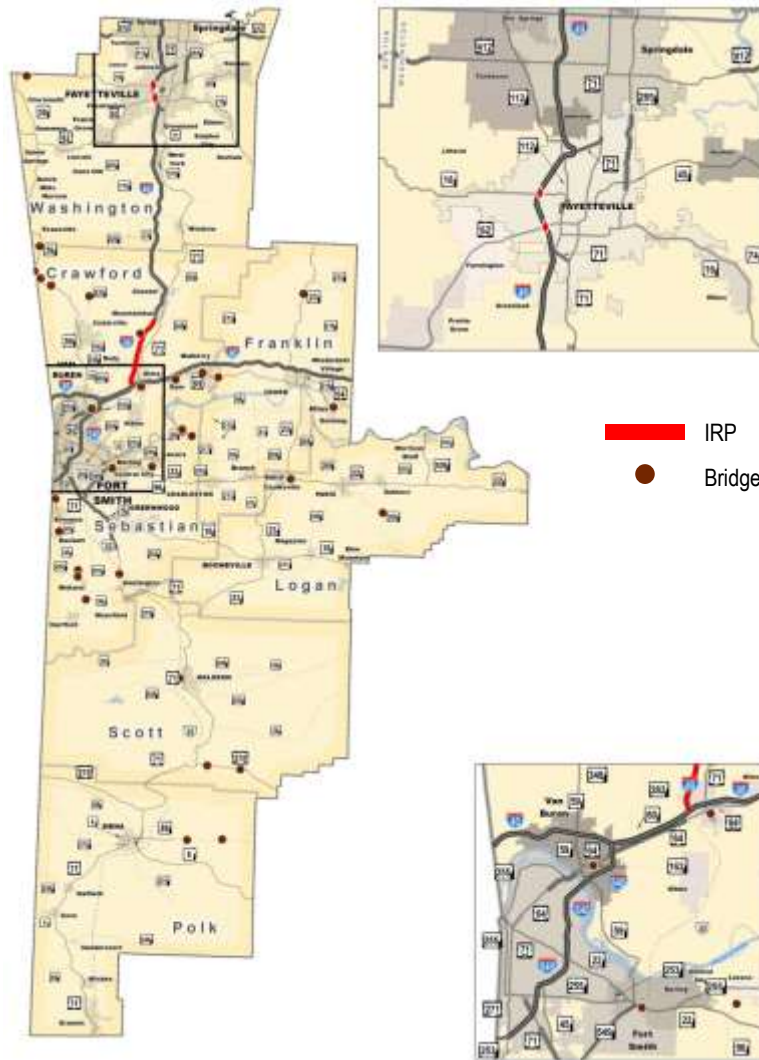
District  
**4**



**LEGEND**  
Job Type

- Bridge
- ◆ Interchange
- ⊕ Intersection
- ▬ Roadway
- ◆◆◆◆ New Location

DRAFT 2019-2022 STIP  
THE DRAFT 2019-2022 STIP  
IS A DRAFT AND NOT FOR CONSTRUCTION  
OR FUNDING PURPOSES.

# Draft 2019-2022 STIP



 IRP  
 Bridge Replacement

District  
**4**

**LEGEND**  
Job Type

-  Bridge
-  Interchange
-  Intersection
-  Roadway
-  New Location



DRAFT  
2019-2022  
STATEWIDE  
TRANSPORTATION  
IMPROVEMENT  
PROGRAM  
STIP MAP

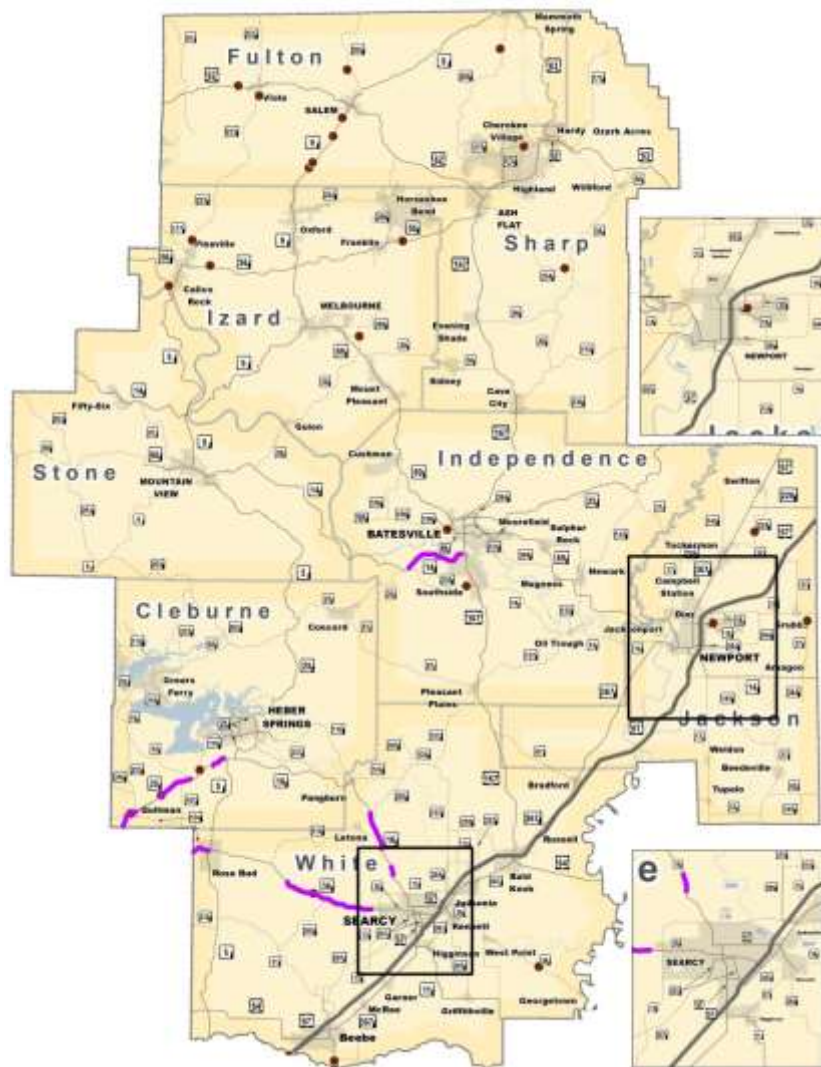
District 4	
Statewide Transportation Improvement Program Federal Fiscal Years 2019 - 2022	
Summary of Projects	
Program	Amount (x \$1 M)
Connecting Arkansas Program	\$ -
Interstate Rehabilitation Program	\$ 45.0
Bridge Replacement	\$ 33.9
Safety Improvements	\$ -
Pavement Preservation	\$ 60.2
Capacity Improvements	\$ 78.2
Capital Improvements	\$ 35.8
<b>TOTAL</b>	<b>\$ 253.1</b>

Bridge Replacement  
Pavement Preservation  
Capital Improvement  
Capacity Improvement

- LEGEND**  
Job Type
- Bridge
  - ◆ Interchange
  - ⊕ Intersection
  - ▬ Roadway
  - ◆◆◆◆ New Location



# Draft 2019-2022 STIP



- Bridge Replacement
- Safety

## District 5

- LEGEND**
- Job Type
- Bridge
  - ◆ Interchange
  - ⊕ Intersection
  - ▬ Roadway
  - ◆◆◆◆ New Location





## District 5

Statewide Transportation Improvement Program  
Federal Fiscal Years 2019 - 2022

### Summary of Projects

- Bridge Replacement
- Safety
- Pavement Preservation
- Capital Improvement
- Capacity Improvement

Program	Amount (x \$1 M)
Connecting Arkansas Program	\$ -
Interstate Rehabilitation Program	\$ -
Bridge Replacement	\$ 31.8
Safety Improvements	\$ 19.5
Pavement Preservation	\$ 78.7
Capacity Improvements	\$ 9.0
Capital Improvements	\$ 1.9
<b>TOTAL</b>	<b>\$ 140.9</b>

District

# 5

#### LEGEND

Job Type

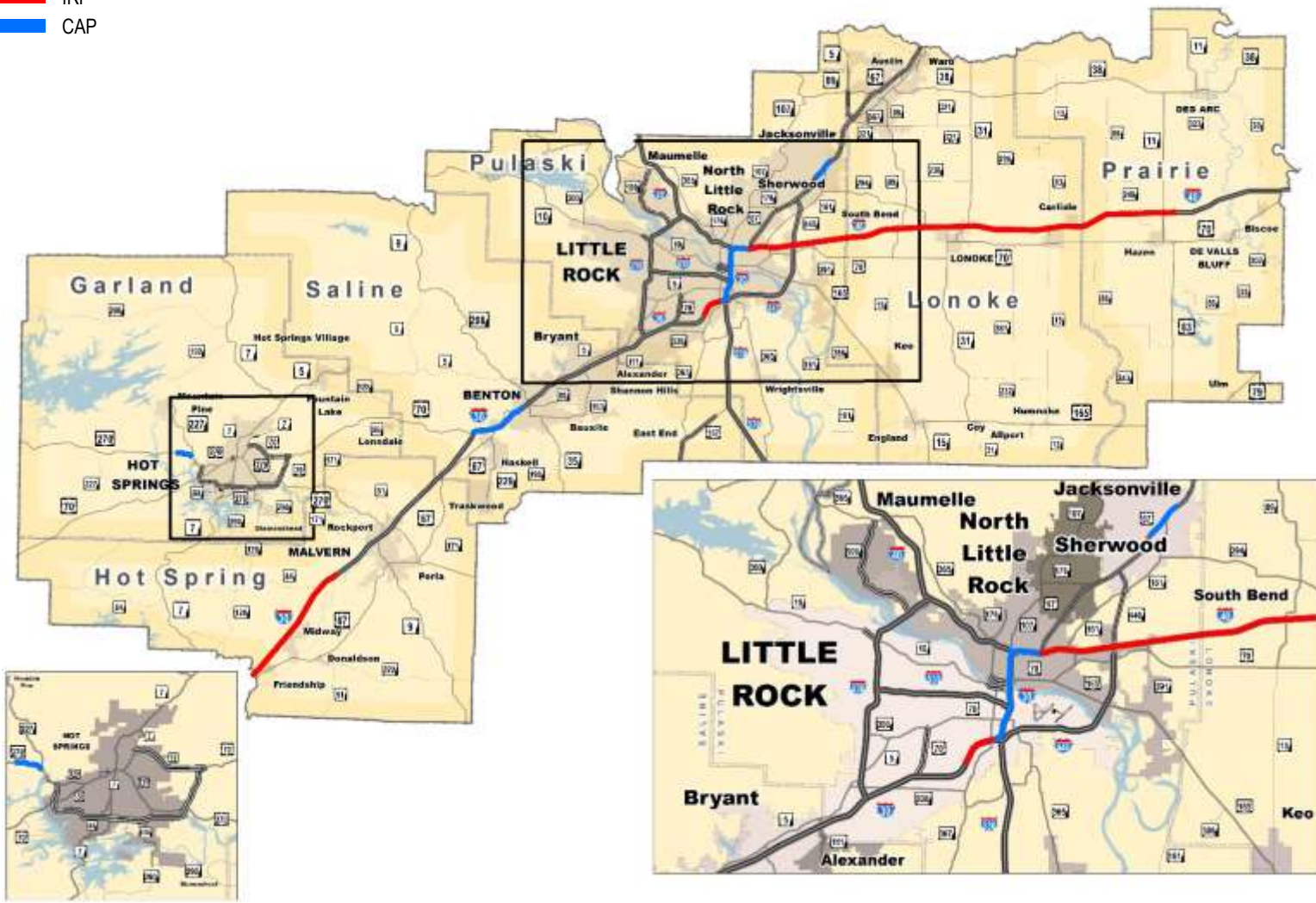
- Bridge
- ↓ Interchange
- ⊕ Intersection
- Roadway
- ◆◆◆◆ New Location



# Draft 2019-2022 STIP

IRP  
CAP

District  
**6**



**LEGEND**  
Job Type

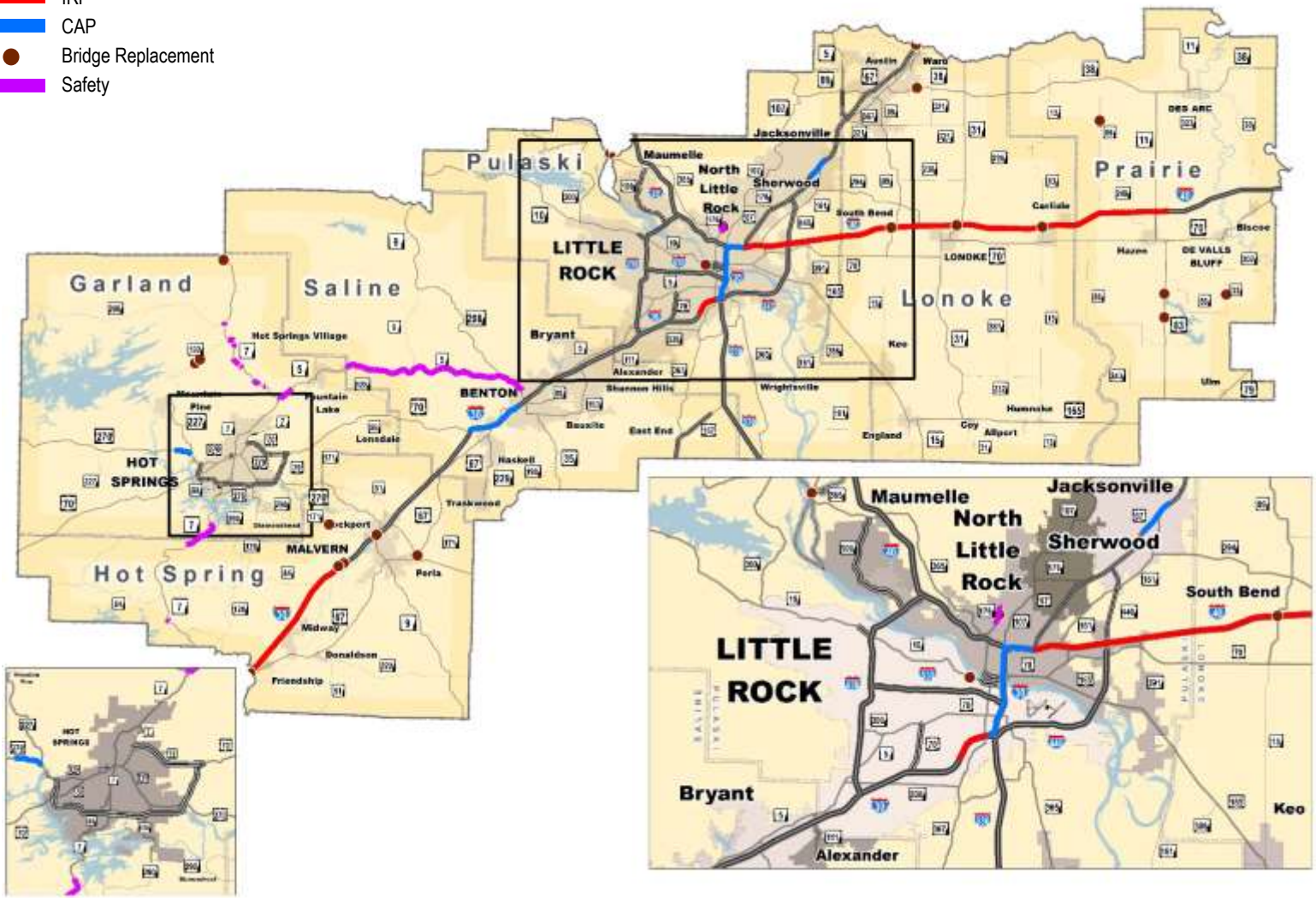
- Bridge
- ◆ Interchange
- ⊕ Intersection
- Roadway
- ⋯ New Location

DRAFT 2019-2022 STIP  
THE CONSTRUCTION OF INTERSTATE 49'S I-49

# Draft 2019-2022 STIP

- █ IRP
- █ CAP
- Bridge Replacement
- █ Safety

District  
**6**



- LEGEND**  
Job Type
- Bridge
  - ◆ Interchange
  - ⊕ Intersection
  - ▬ Roadway
  - ⋯ New Location





- █ IRP
- █ CAP
- Bridge Replacement
- █ Safety
- █ Pavement Preservation
- █ Capital Improvement
- █ Capacity Improvement



District 6	
Statewide Transportation Improvement Program Federal Fiscal Years 2019 - 2022	
Summary of Projects	
Program	Amount (x \$1 M)
Connecting Arkansas Program	\$ 261.3
Interstate Rehabilitation Program	\$ 3.7
Bridge Replacement	\$ 33.1
Safety Improvements	\$ 23.6
Pavement Preservation	\$ 85.1
Capacity Improvements	\$ 92.1
Capital Improvements	\$ 160.8
<b>TOTAL</b>	<b>\$ 659.7</b>



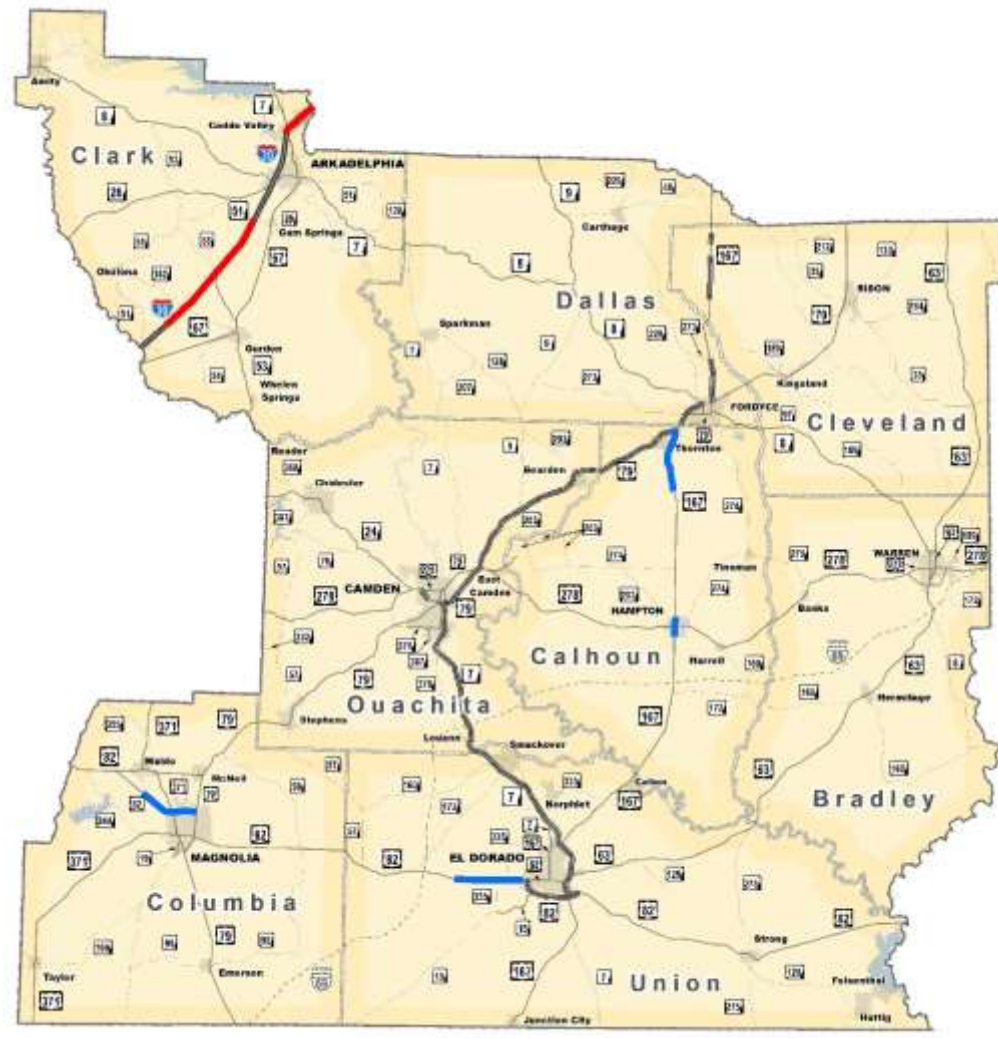
**LEGEND**  
Job Type

- Bridge
- ◆ Interchange
- ⊕ Intersection
- █ Roadway
- ◆◆◆◆ New Location

# Draft 2019-2022 STIP

## District 7

- IRP
- CAP



- LEGEND**  
Job Type
- Bridge
  - ◆ Interchange
  - ⊕ Intersection
  - ▬ Roadway
  - ◆◆◆◆ New Location



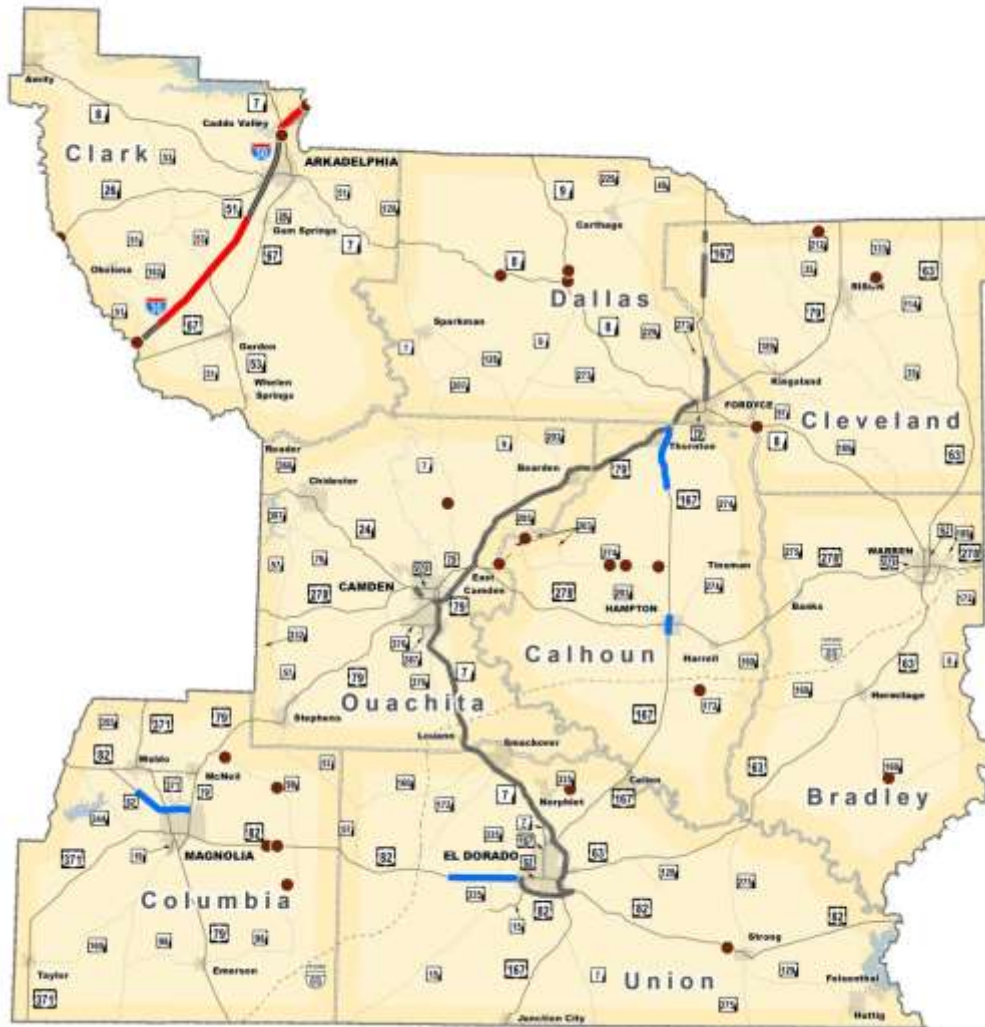


# Draft 2019-2022 STIP

District

# 7

- IRP
- CAP
- Bridge Replacement



### LEGEND

Job Type

- Bridge
- Interchange
- Intersection
- Roadway
- New Location





- █ IRP
- █ CAP
- Bridge Replacement
- █ Pavement Preservation
- █ Capital Improvement
- █ Capacity Improvement

District 7	
Statewide Transportation Improvement Program Federal Fiscal Years 2019 - 2022	
Summary of Projects	
Program	Amount (x \$1 M)
Connecting Arkansas Program	\$ 79.8
Interstate Rehabilitation Program	\$ 0.9
Bridge Replacement	\$ 39.1
Safety Improvements	\$ -
Pavement Preservation	\$ 62.8
Capacity Improvements	\$ 31.8
Capital Improvements	\$ 35.5
<b>TOTAL</b>	<b>\$ 249.8</b>

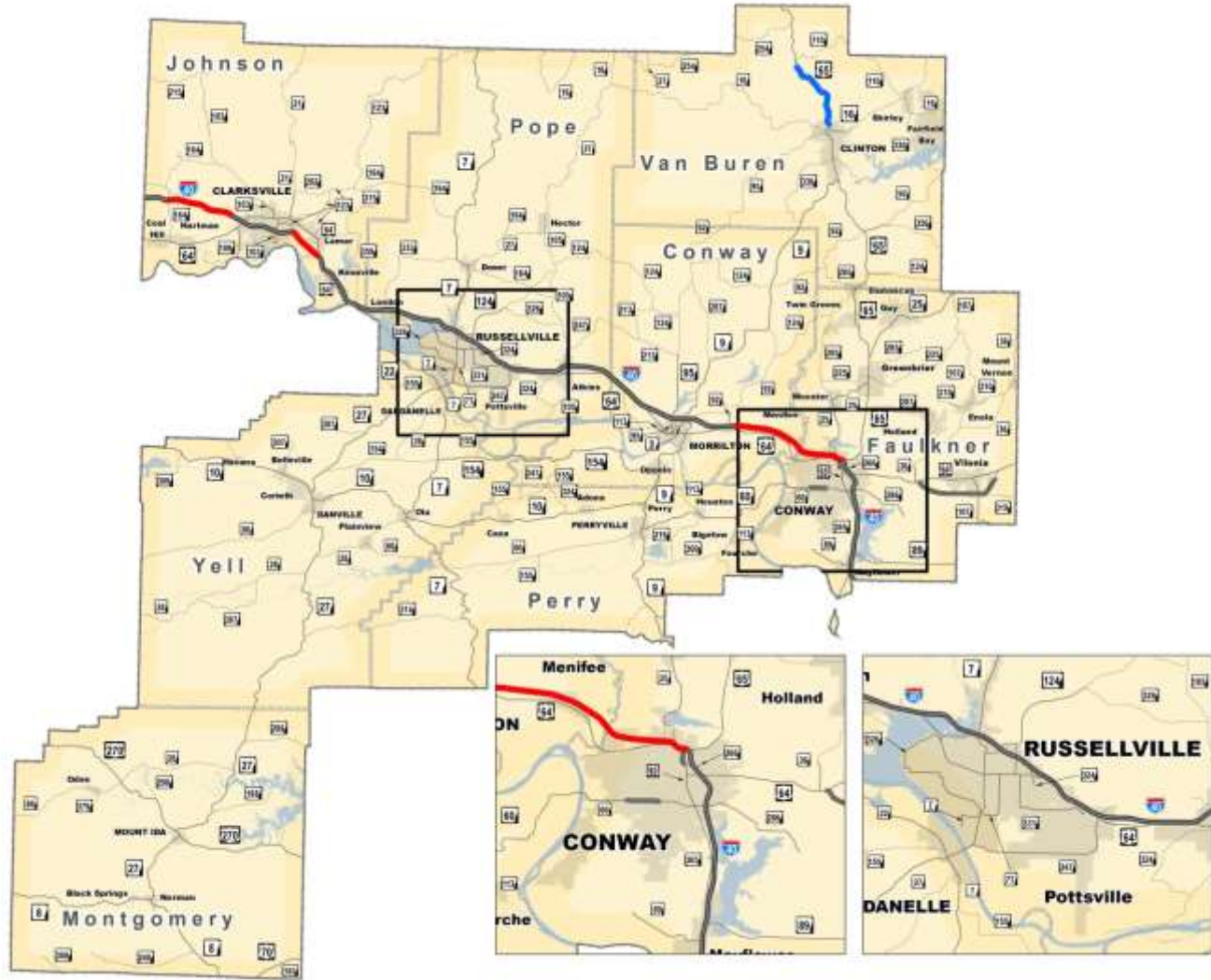


- LEGEND**  
Job Type
- Bridge
  - ◆ Interchange
  - ⊕ Intersection
  - █ Roadway
  - ◆◆◆◆ New Location



# Draft 2019-2022 STIP

-  IRP
-  CAP



District  
**8**

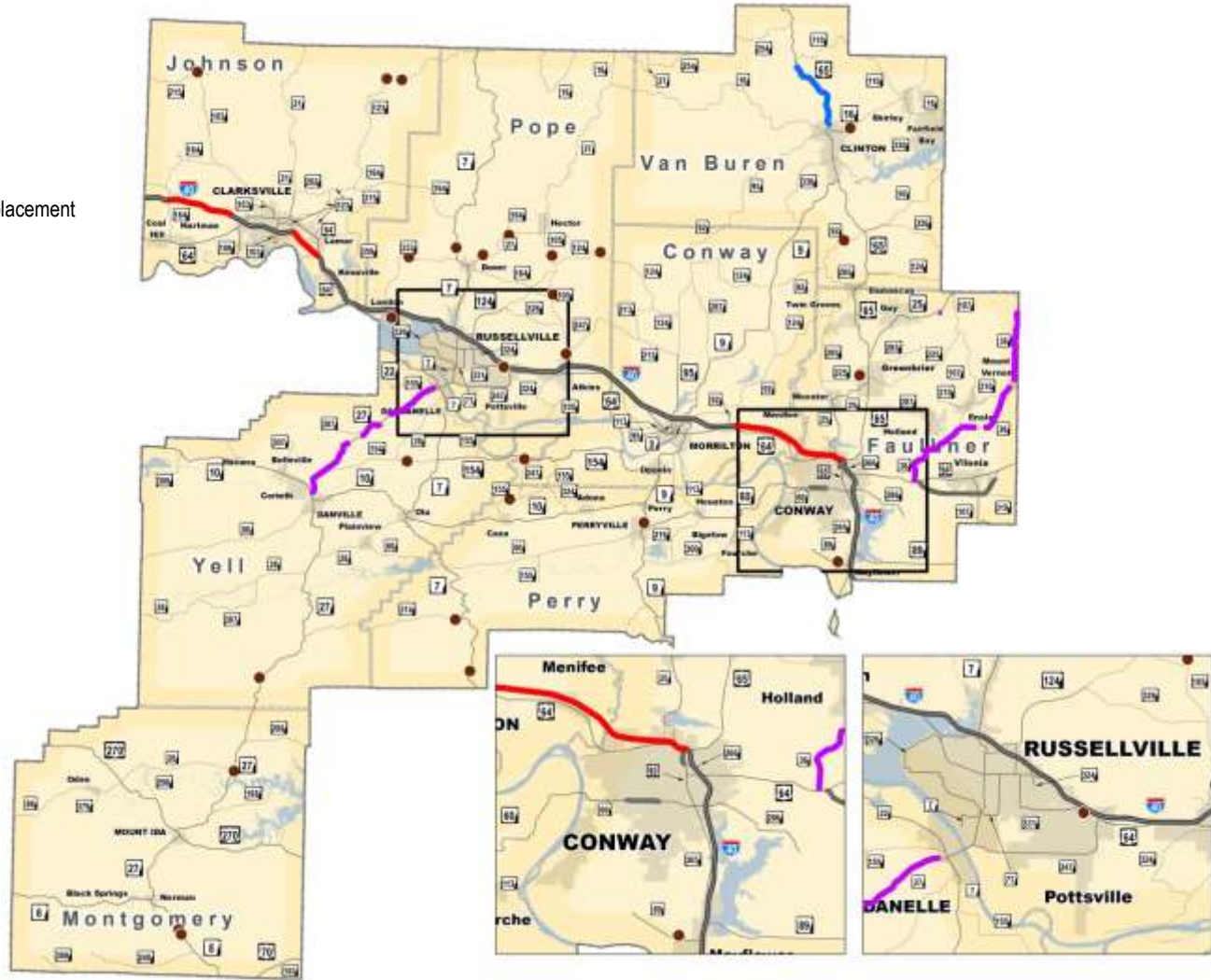
- LEGEND**  
Job Type
-  Bridge
  -  Interchange
  -  Intersection
  -  Roadway
  -  New Location





# Draft 2019-2022 STIP

- IRP
- CAP
- Bridge Replacement
- Safety



District  
**8**

**LEGEND**  
Job Type

- Bridge
- ◆ Interchange
- ⊕ Intersection
- ▬ Roadway
- New Location

DRAFT 2019-2022 STIP  
THE TRANSPORTATION  
IMPROVEMENT  
PROGRAM MAP

- █ IRP
- █ CAP
- Bridge Replacement
- █ Safety
- █ Pavement Preservation
- █ Capital Improvement
- █ Capacity Improvement



District 8	
Statewide Transportation Improvement Program Federal Fiscal Years 2019 - 2022	
Summary of Projects	
Program	Amount (x \$1 M)
Connecting Arkansas Program	\$ 34.0
Interstate Rehabilitation Program	\$ 1.8
Bridge Replacement	\$ 24.6
Safety Improvements	\$ 11.4
Pavement Preservation	\$ 45.1
Capacity Improvements	\$ 6.1
Capital Improvements	\$ 27.1
<b>TOTAL</b>	<b>\$ 150.0</b>



## District 8

**LEGEND**  
Job Type

- Bridge
- ◆ Interchange
- ⊕ Intersection
- ▬ Roadway
- ◆◆◆◆ New Location



# Draft 2019-2022 STIP

District  
**9**



 CAP

- LEGEND**  
Job Type
-  Bridge
  -  Interchange
  -  Intersection
  -  Roadway
  -  New Location



# Draft 2019-2022 STIP

District  
9



- CAP
- Bridge Replacement
- Safety

- LEGEND**  
Job Type
- Bridge
  - ◆ Interchange
  - ⊕ Intersection
  - ▬ Roadway
  - ◆◆◆◆ New Location





District 9	
Statewide Transportation Improvement Program Federal Fiscal Years 2019 - 2022	
Summary of Projects	
Program	Amount (x \$1 M)
Connecting Arkansas Program	\$ 86.6
Interstate Rehabilitation Program	\$ -
Bridge Replacement	\$ 45.4
Safety Improvements	\$ 24.9
Pavement Preservation	\$ 48.8
Capacity Improvements	\$ 52.5
Capital Improvements	\$ 50.7
<b>TOTAL</b>	<b>\$ 308.9</b>



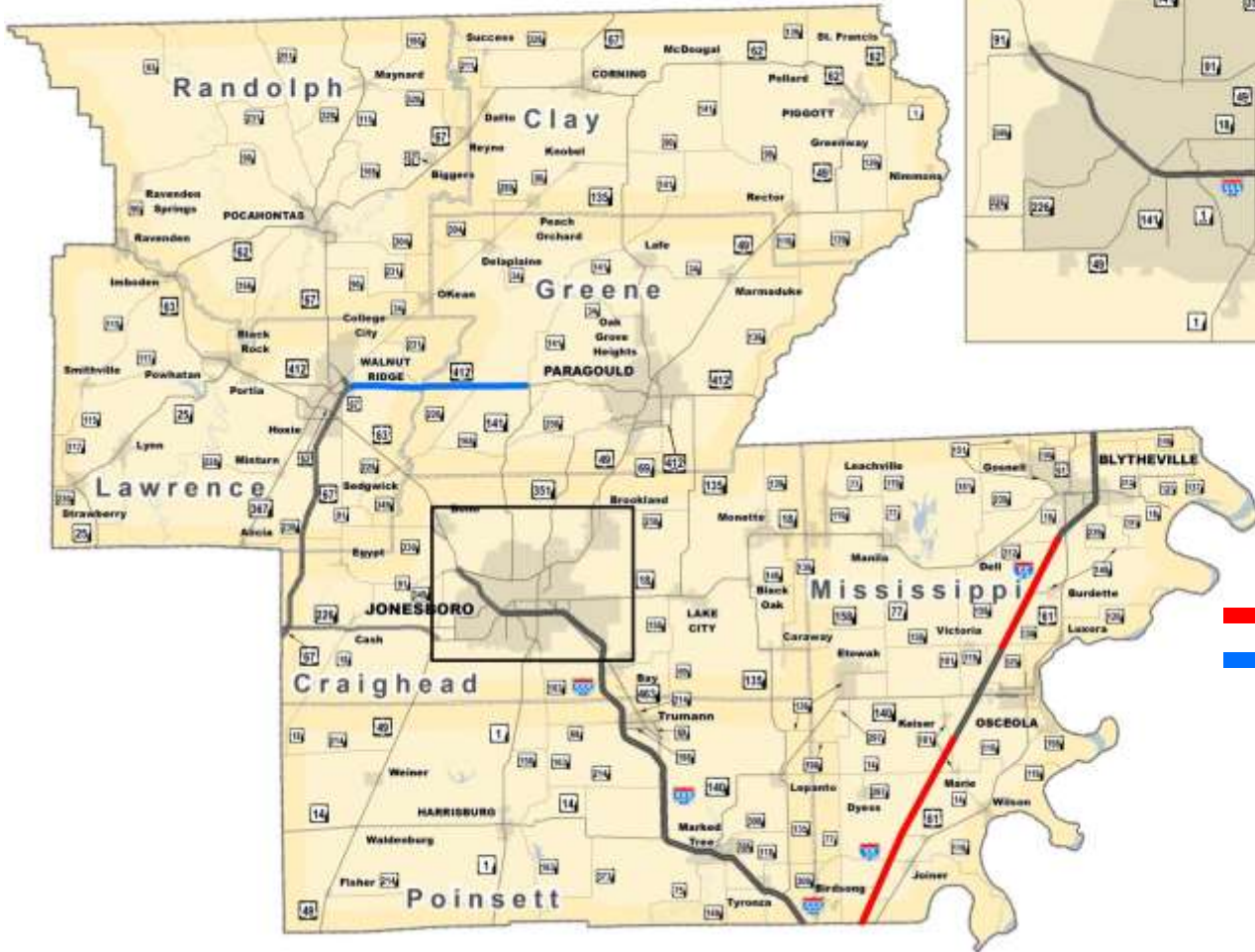
**LEGEND**  
Job Type

- Bridge
- Interchange
- Intersection
- Roadway
- New Location





# Draft 2019-2022 STIP



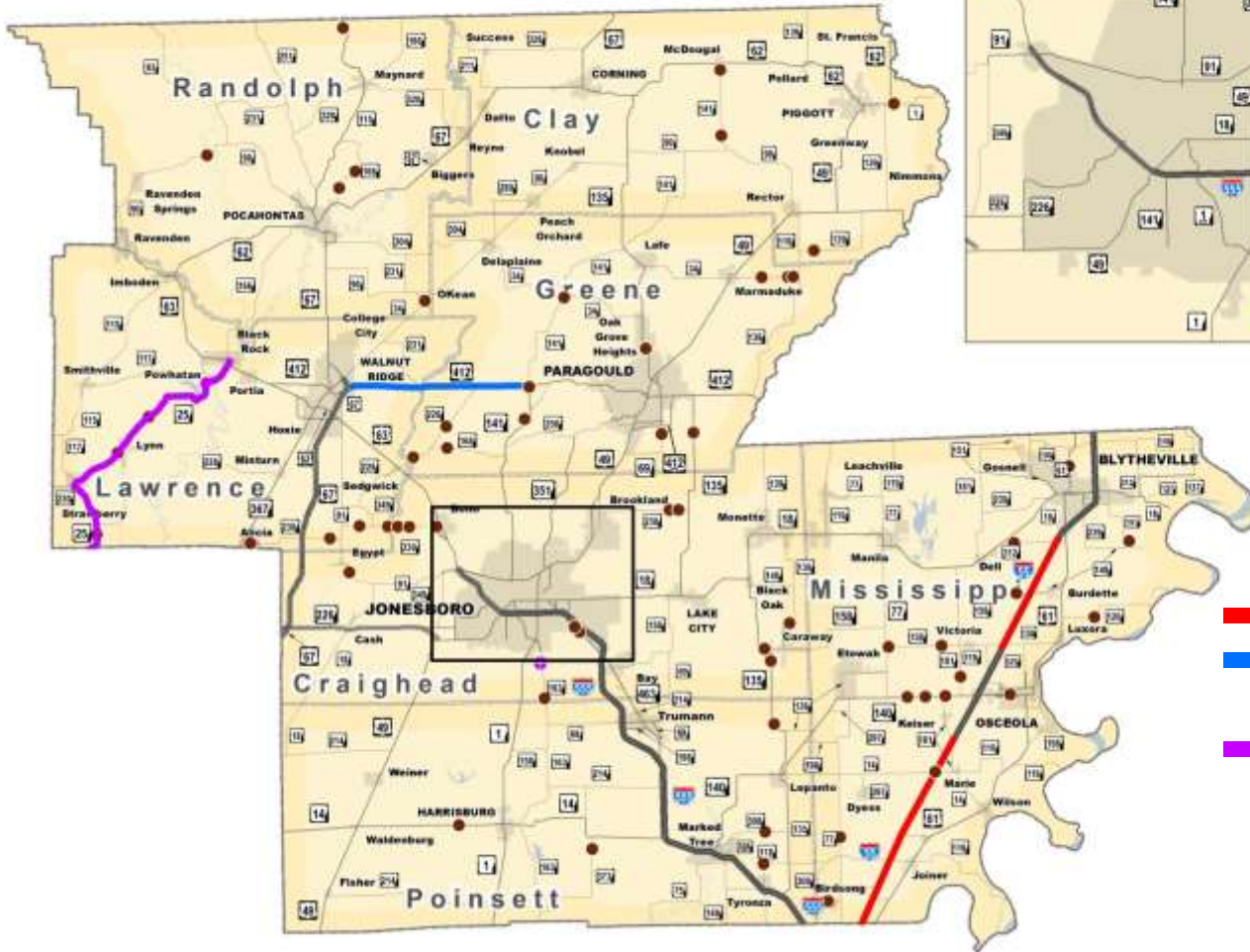
District  
**10**

IRP  
CAP

- LEGEND**  
Job Type
- Bridge
  - ◆ Interchange
  - ⊕ Intersection
  - ▬ Roadway
  - ◆◆◆◆ New Location



# Draft 2019-2022 STIP



District  
**10**

- IRP
- CAP
- Bridge Replacement
- Safety

- LEGEND**  
Job Type
- Bridge
  - Interchange
  - Intersection
  - Roadway
  - New Location







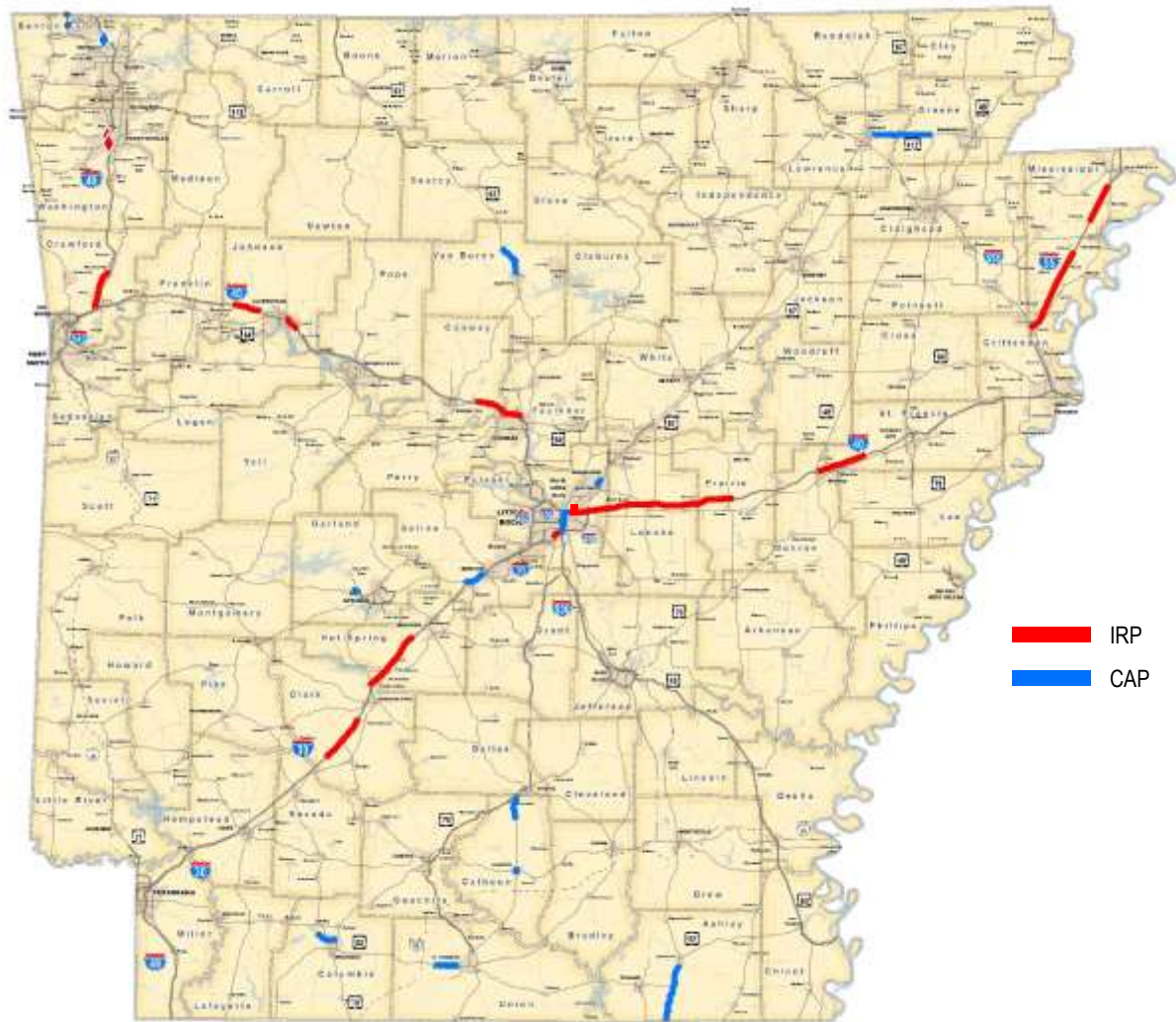
District 10	
Statewide Transportation Improvement Program Federal Fiscal Years 2019 - 2022	
Summary of Projects	
Program	Amount (x \$1 M)
Connecting Arkansas Program	\$ 43.9
Interstate Rehabilitation Program	\$ 1.6
Bridge Replacement	\$ 57.2
Safety Improvements	\$ 13.6
Pavement Preservation	\$ 107.5
Capacity Improvements	\$ 74.0
Capital Improvements	\$ 67.3
<b>TOTAL</b>	<b>\$ 365.1</b>



**LEGEND**  
Job Type

- IRP
- CAP
- Bridge Replacement
- Safety
- Pavement Preservation
- Capital Improvement
- Capacity Improvement
- Bridge
- Interchange
- Intersection
- Roadway
- New Location

# Draft 2019-2022 STIP



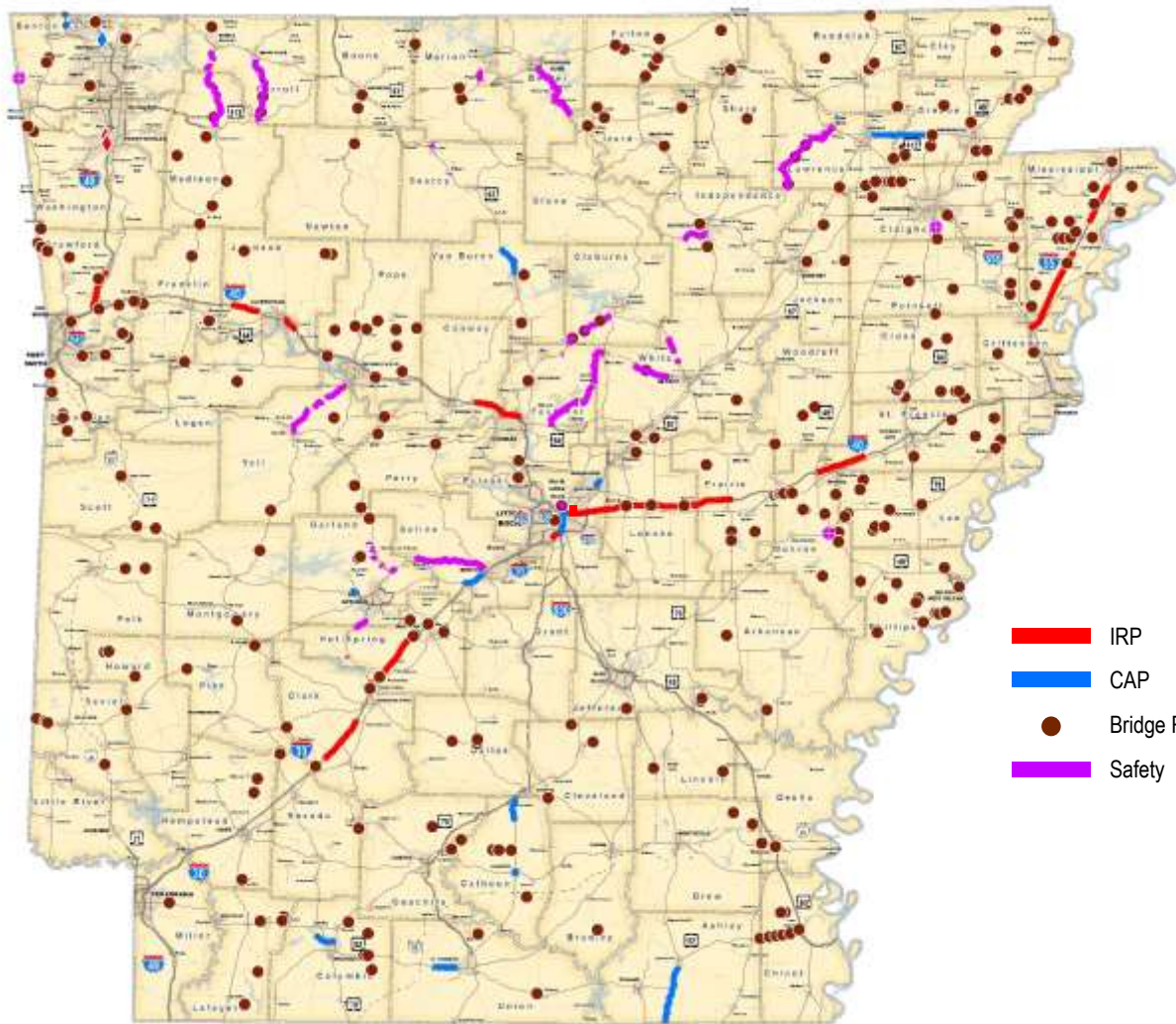
IRP  
CAP

**LEGEND**  
Job Type

- Bridge
- ◆ Interchange
- ⊕ Intersection
- ▬ Roadway
- ⋯ New Location

DRAFT 2019-2022 STIP  
STATE OF OKLAHOMA  
DEPARTMENT OF TRANSPORTATION  
OKLAHOMA TURNPIKE AUTHORITY

# Draft 2019-2022 STIP



- IRP
- CAP
- Bridge Replacement
- Safety

**LEGEND**  
Job Type

- Bridge
- Interchange
- Intersection
- Roadway
- New Location





# Draft 2019-2022 STIP




Statewide Summary of Projects	
Statewide Transportation Improvement Program Federal Fiscal Years 2019 - 2022	
Program	GRAND TOTAL (x \$1 M)
Connecting Arkansas Program	\$ 564.7
Interstate Rehabilitation Program	\$ 53.6
Sub-Total	\$ 618.3
Bridge Replacement	\$ 370.9
Safety Improvements	\$ 94.8
Sub-Total	\$ 465.7
Commission Discretion Funding	
	GRAND TOTAL (x \$1 M)
Pavement Preservation	\$ 730.5
Capacity Improvements	\$ 375.7
Sub-Total System Preservation	\$ 1,106.2
Capital Improvements	\$ 549.7
Sub-Total Commission Discretion	\$ 1,655.9
<b>GRAND TOTAL</b>	<b>\$ 2,739.9</b>
<b>COMMISSION DISCRETION ON APHN</b>	<b>\$ 1,503.5</b>



**LEGEND**  
Job Type

- IRP
- CAP
- Bridge Replacement
- Safety
- Pavement Preservation
- Capital Improvement
- Capacity Improvement
- Bridge
- Interchange
- Intersection
- Roadway
- New Location





# Agenda Item 10

**Managing the Decline of the Highway System**

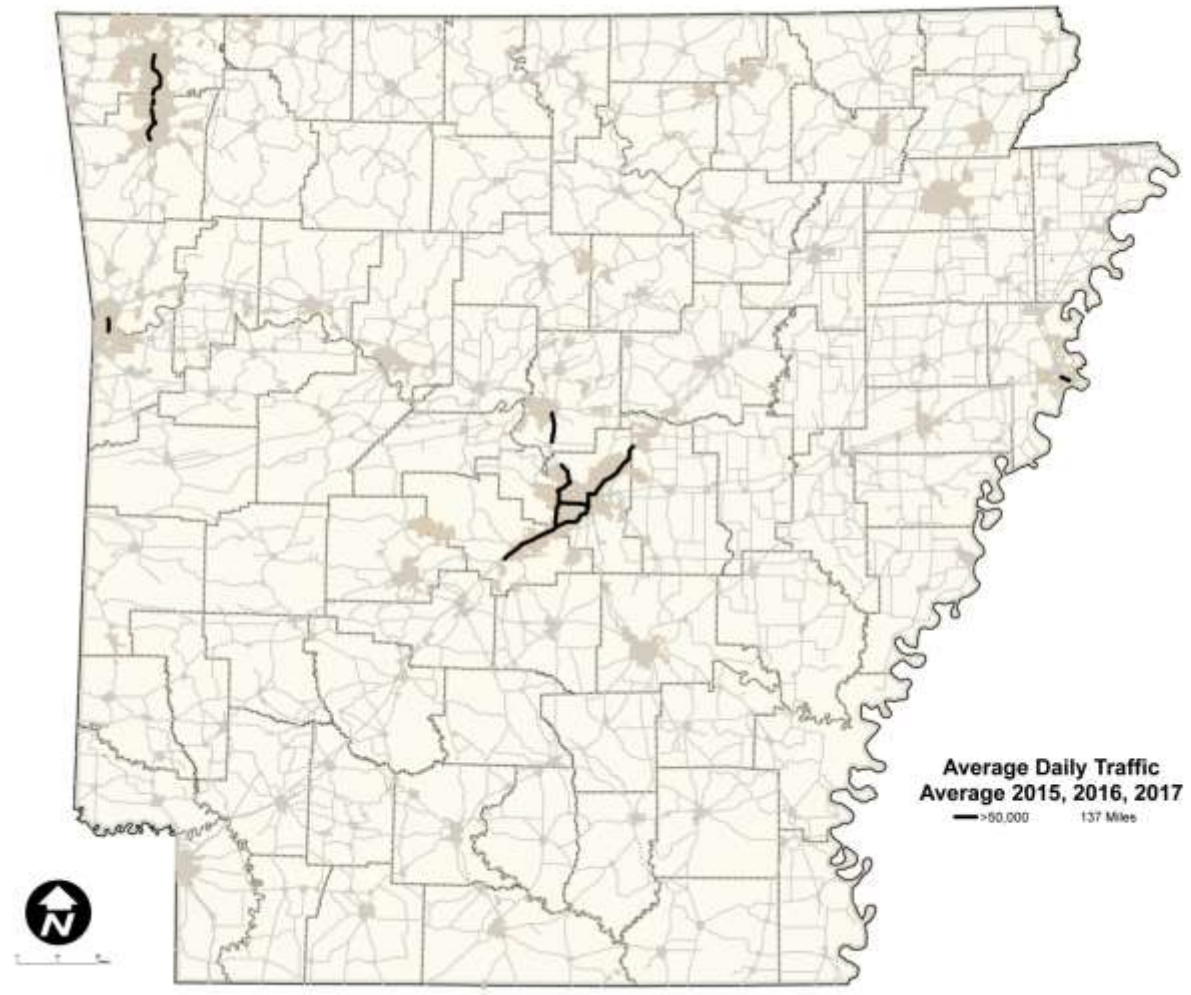


# Average Daily Traffic



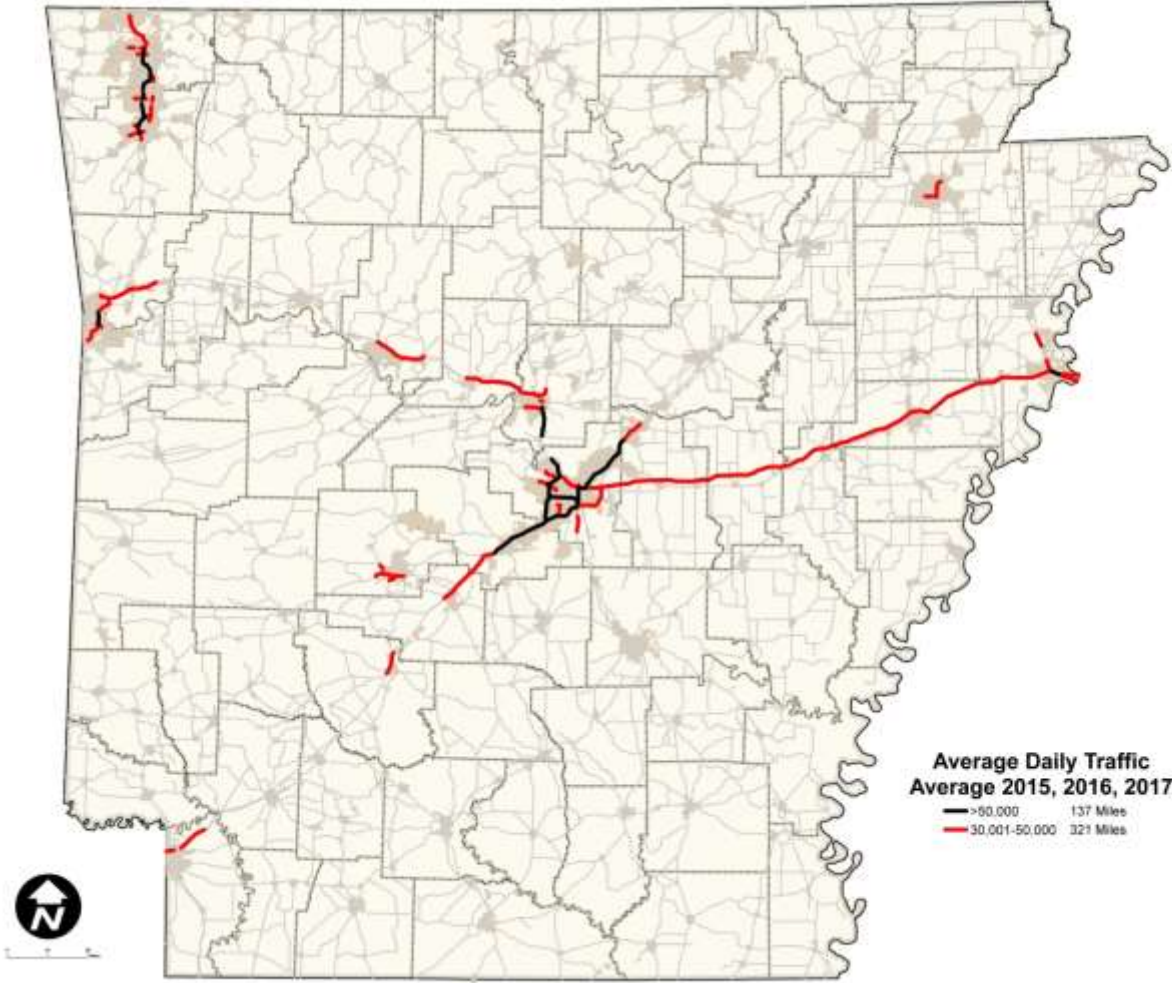
137 Miles  
with  
Greater than  
50,000  
Vehicles Per day

Average Daily Traffic



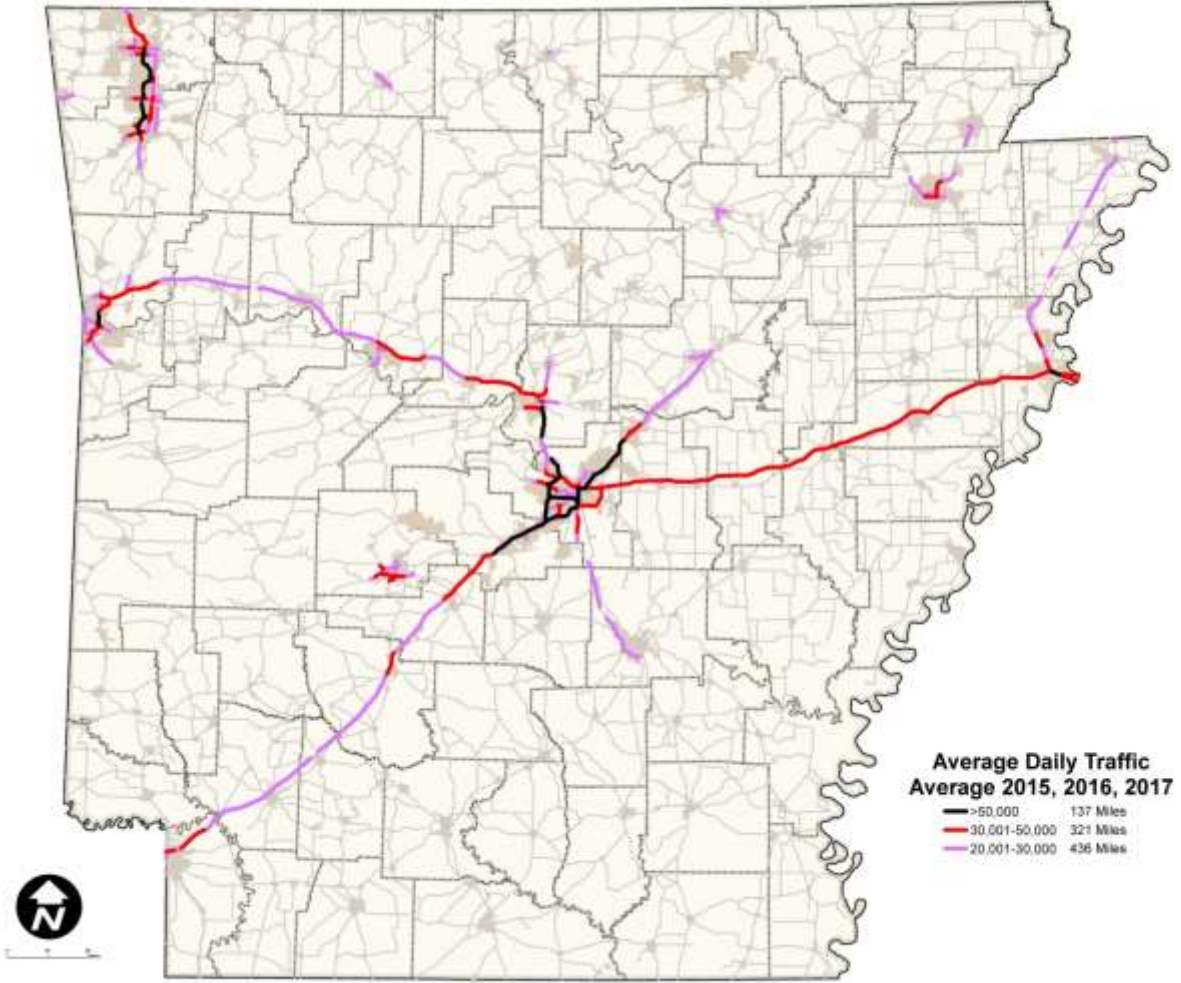
321 Miles  
between  
30,001 - 50,000  
Vehicles Per Day

Average Daily Traffic



436 Miles  
between  
20,001 - 30,000  
Vehicles Per Day

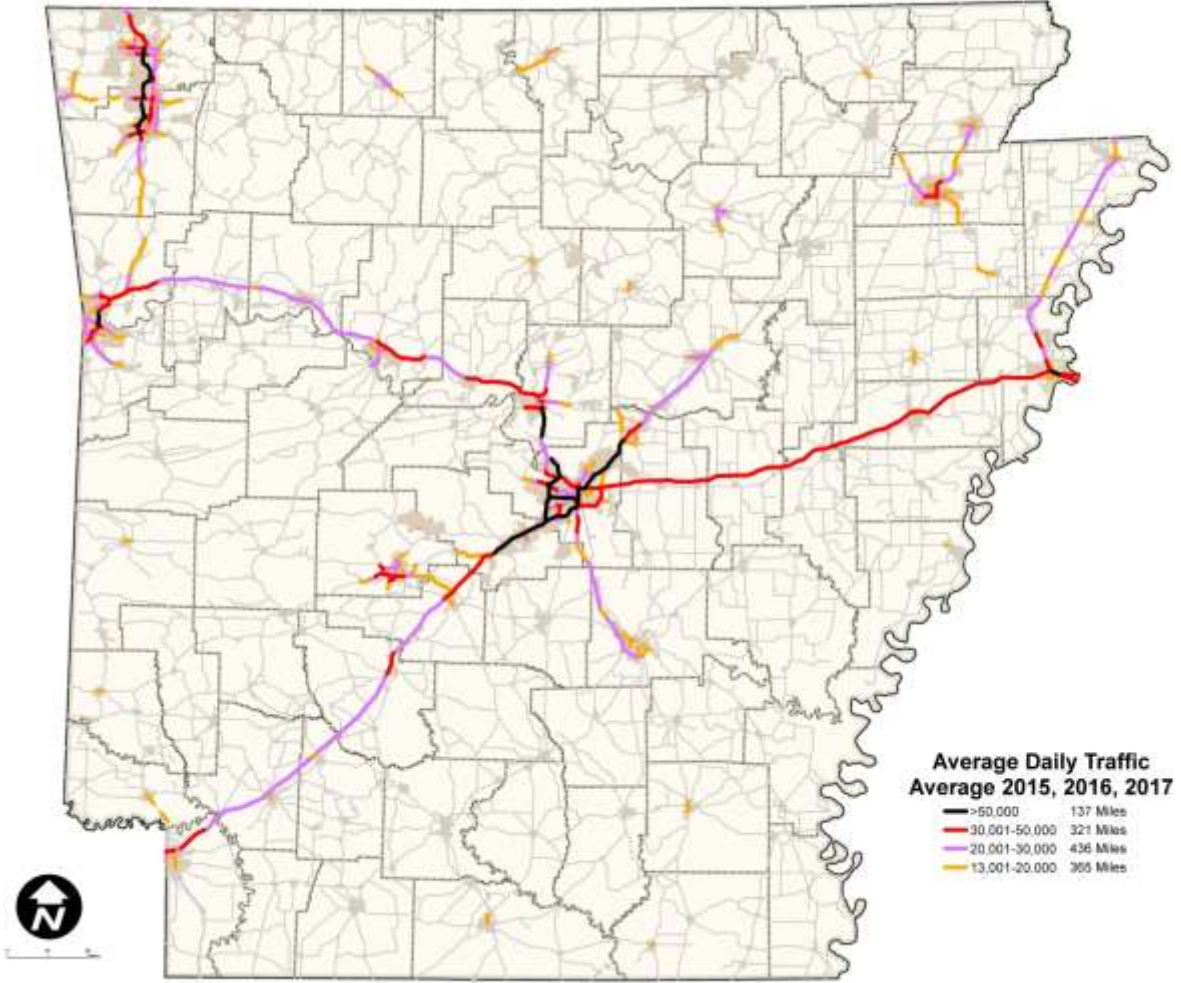
Average Daily Traffic





365 Miles  
between  
13,001 - 20,000  
Vehicles Per Day

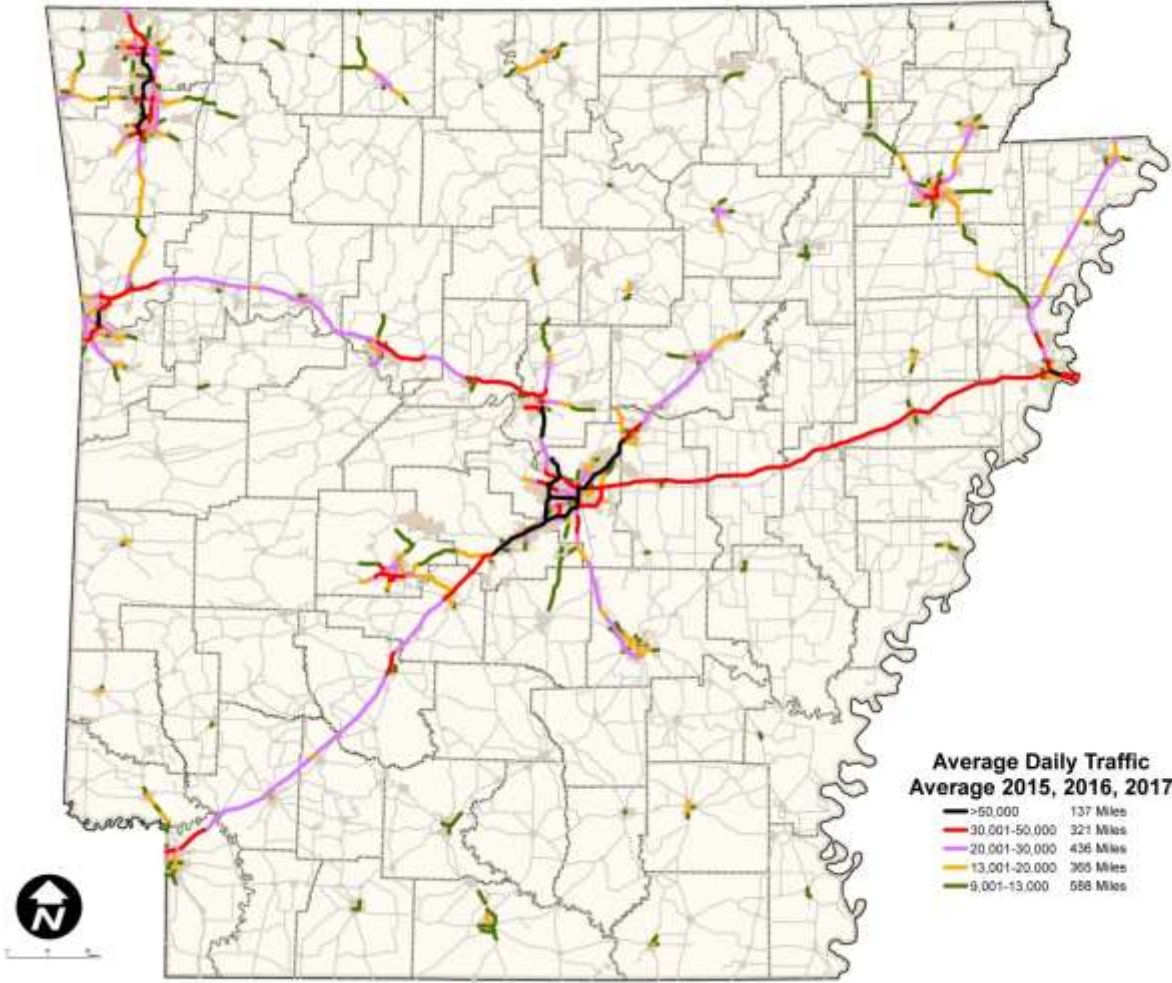
Average Daily Traffic





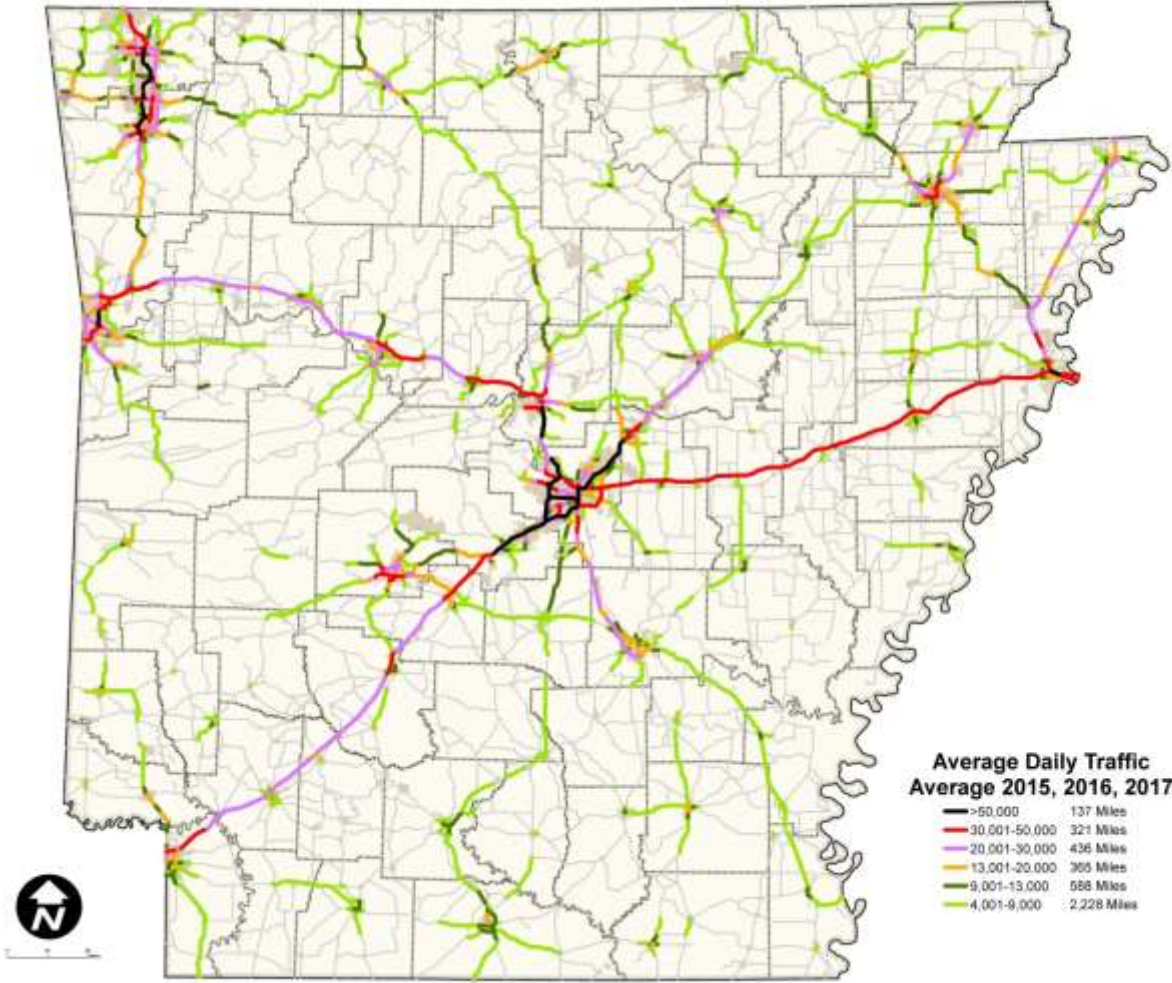
**588 Miles**  
between  
**9,001 - 13,000**  
Vehicles Per Day

**Average Daily Traffic**



2,228 Miles  
between  
4,001 - 9,000  
Vehicles Per Day

Average Daily Traffic



# Funding Generated From 4,000 ADT Roadway Segment

4,000 Average Daily Traffic \* 365 Days = 1,460,000 Vehicle Miles Traveled Per Year

Type Vehicle	Miles Traveled	Gallons of Fuel	Fuel Tax Generated
Car	1,394,300	63,377	\$13,626
Truck	65,700	10,266	\$2,310
<b>Totals</b>	<b>1,460,000</b>	<b>73,643</b>	<b>\$15,936</b>

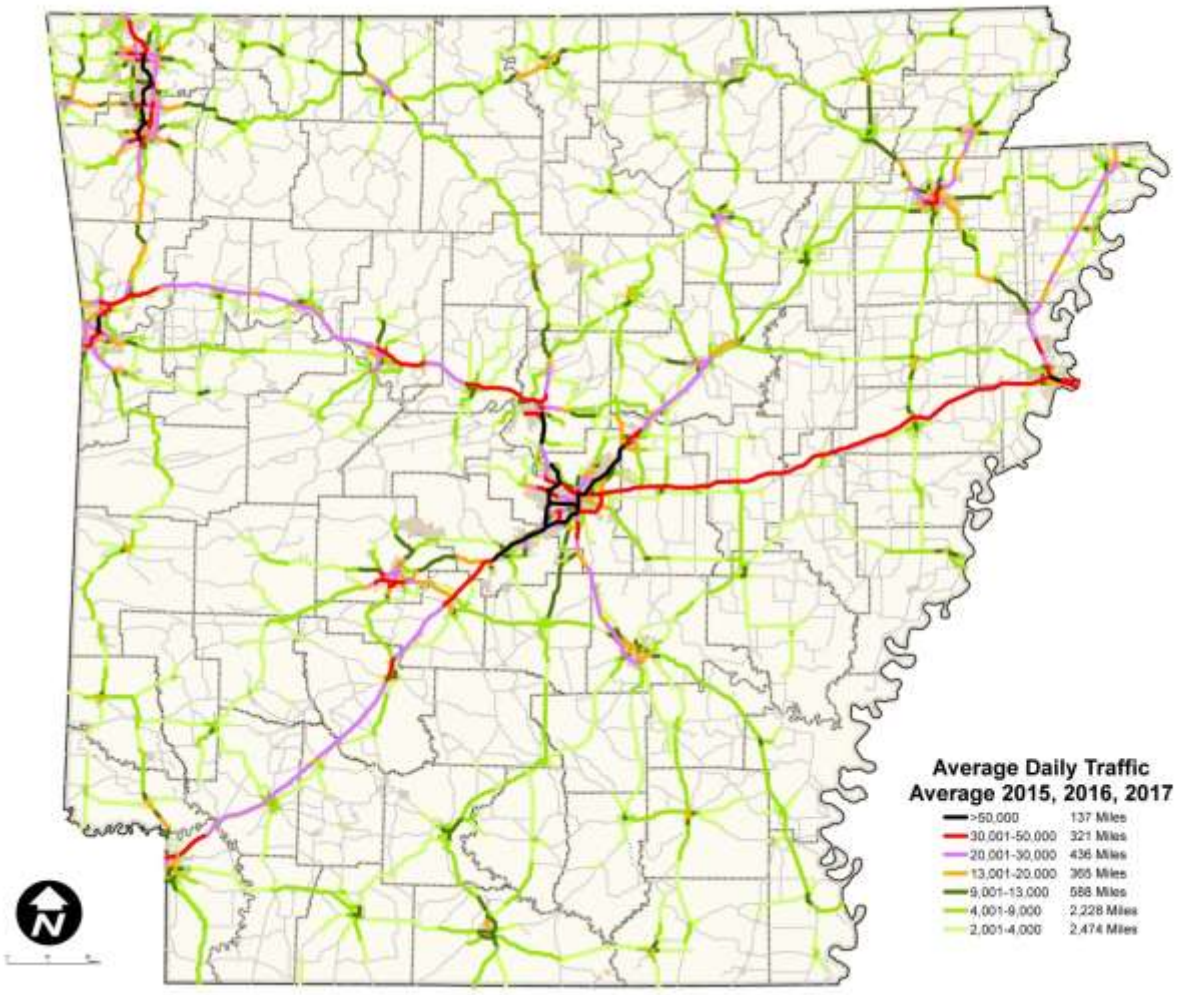
ARDOT Receives Approximately 63% of Funding Generated from Fuel Tax

**\$10,040 Per Year for a 2-Lane Road**



2,474 Miles  
between  
2,001 - 4,000  
Vehicles Per Day

Average Daily Traffic



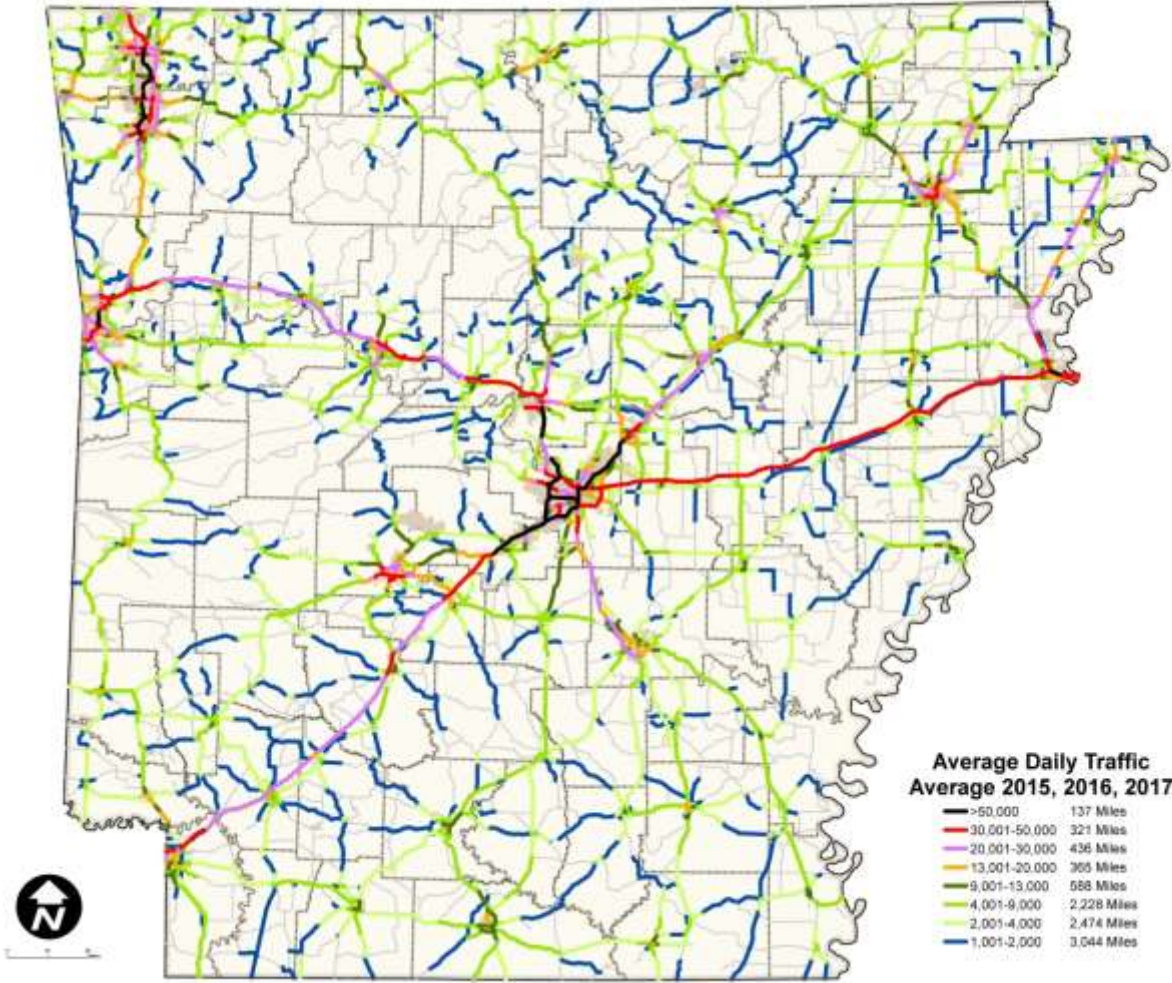
**Average Daily Traffic  
Average 2015, 2016, 2017**

>50,000	137 Miles
30,001-50,000	321 Miles
20,001-30,000	436 Miles
13,001-20,000	305 Miles
9,001-13,000	566 Miles
4,001-9,000	2,228 Miles
2,001-4,000	2,474 Miles



3,044 Miles  
between  
1,001 - 2,000  
Vehicles Per Day

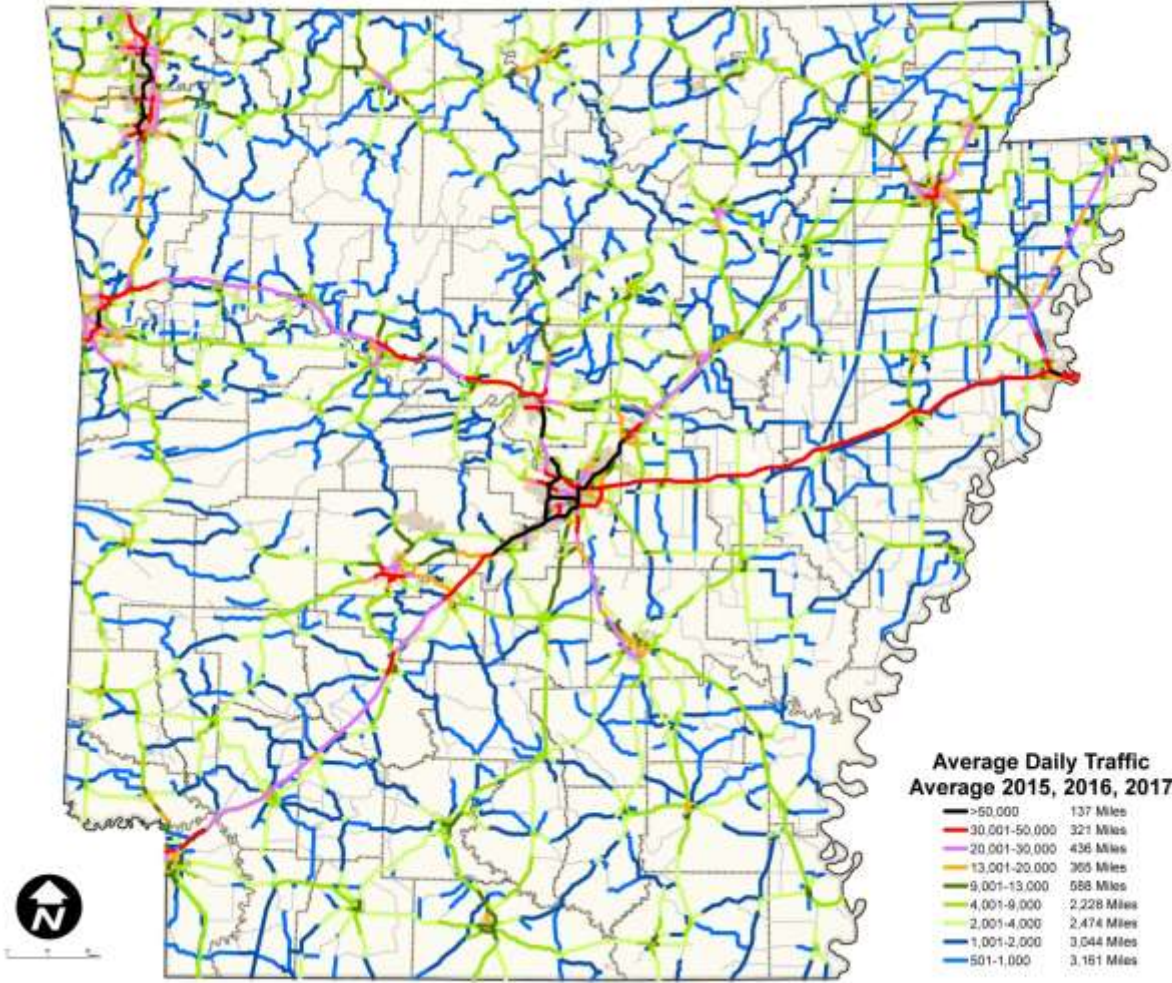
Average Daily Traffic





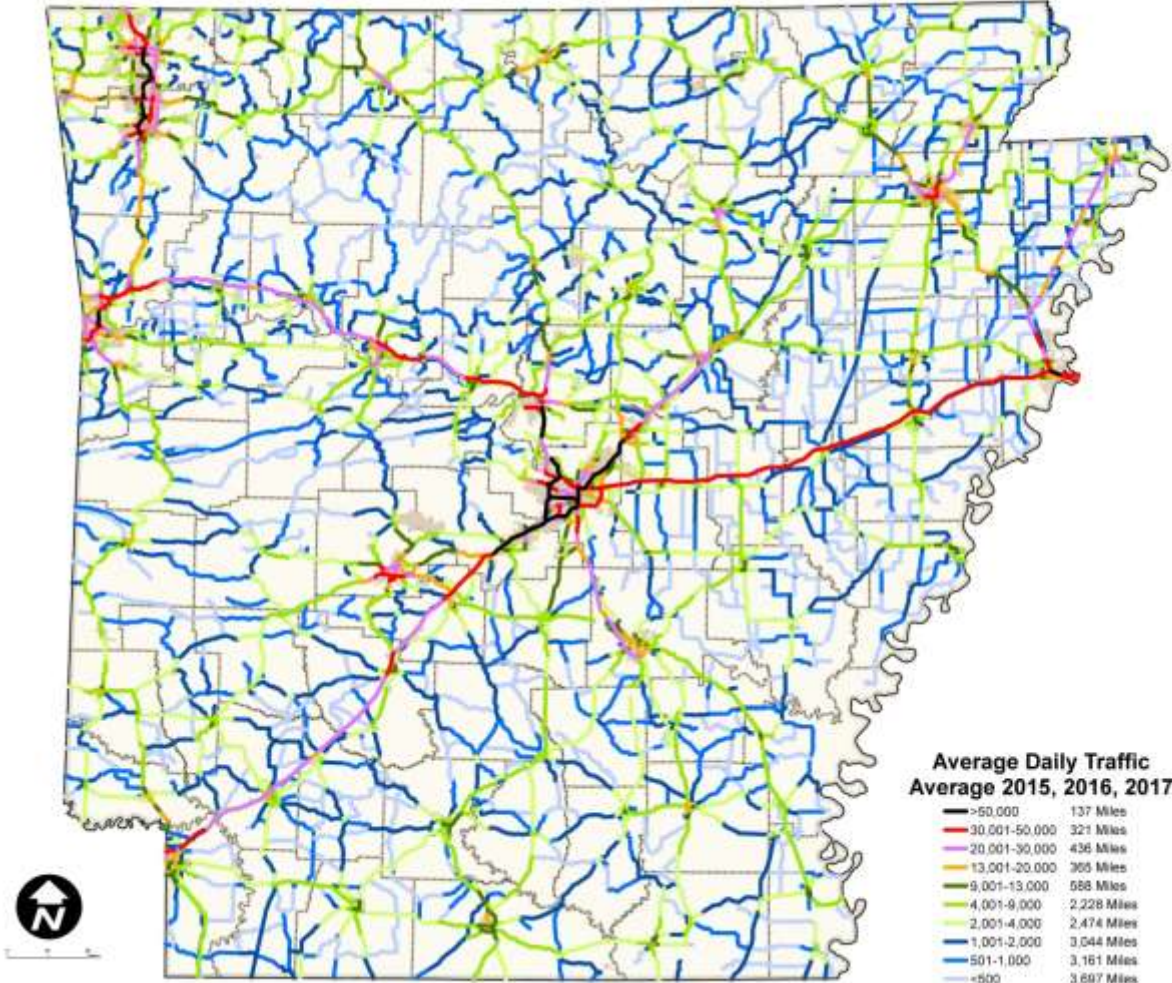
3,161 Miles  
between  
501 - 1,000  
Vehicles Per Day

Average Daily Traffic



3,697 Miles  
with  
Less Than 500  
Vehicles Per Day

Average Daily Traffic



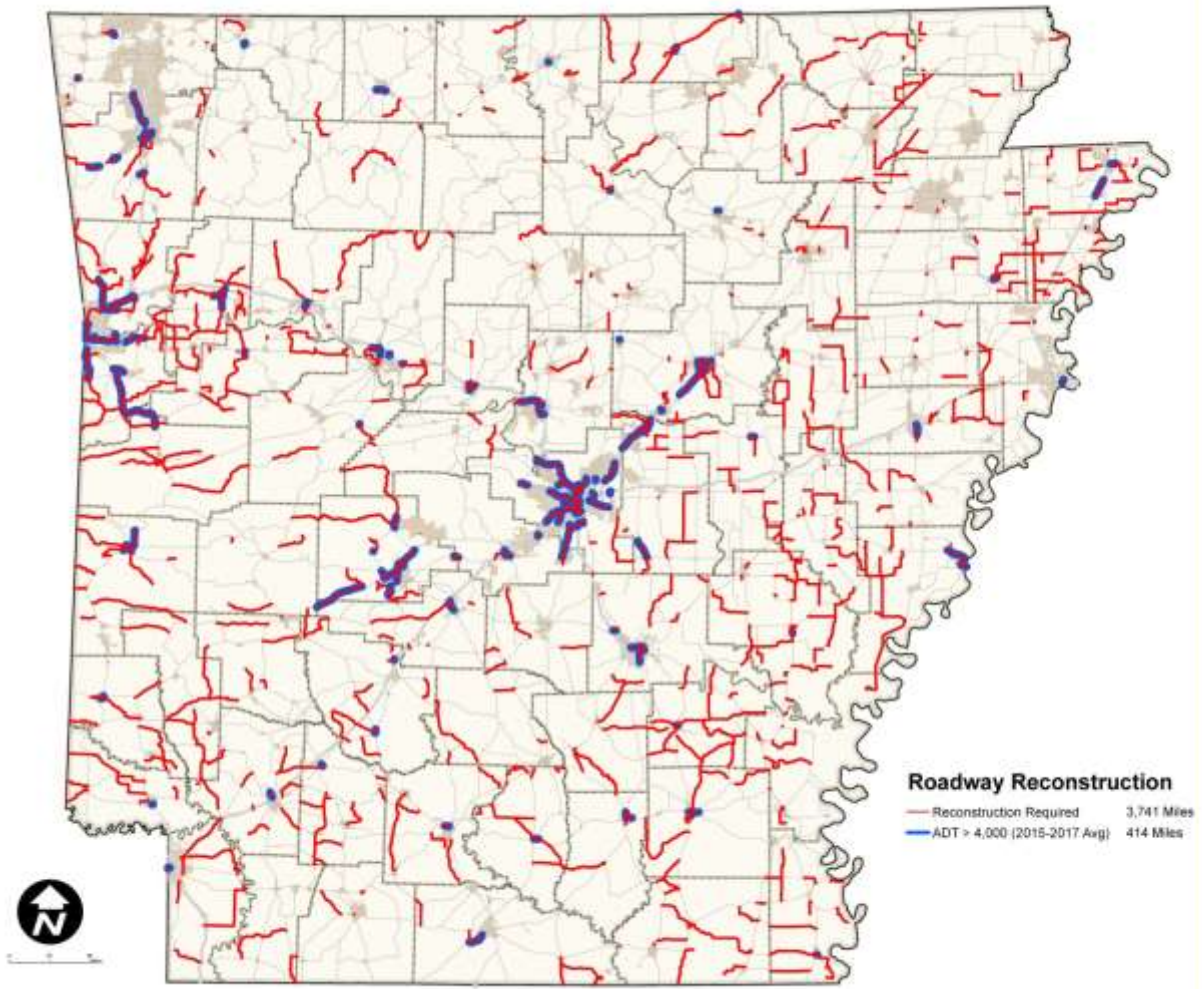


# Reconstruction Required



3,741 Miles  
Require  
Reconstruction

Reconstruction Required



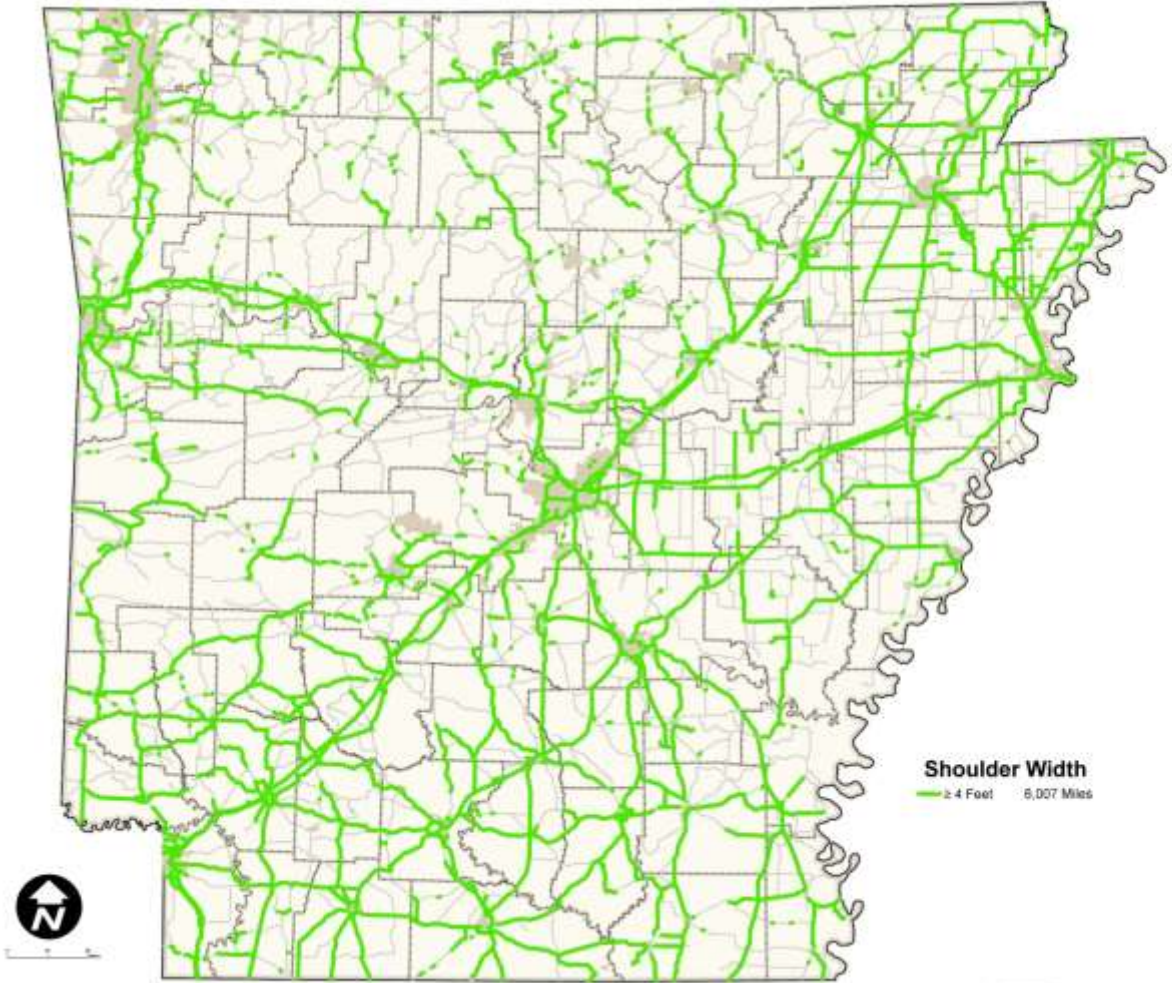


# Shoulder Width



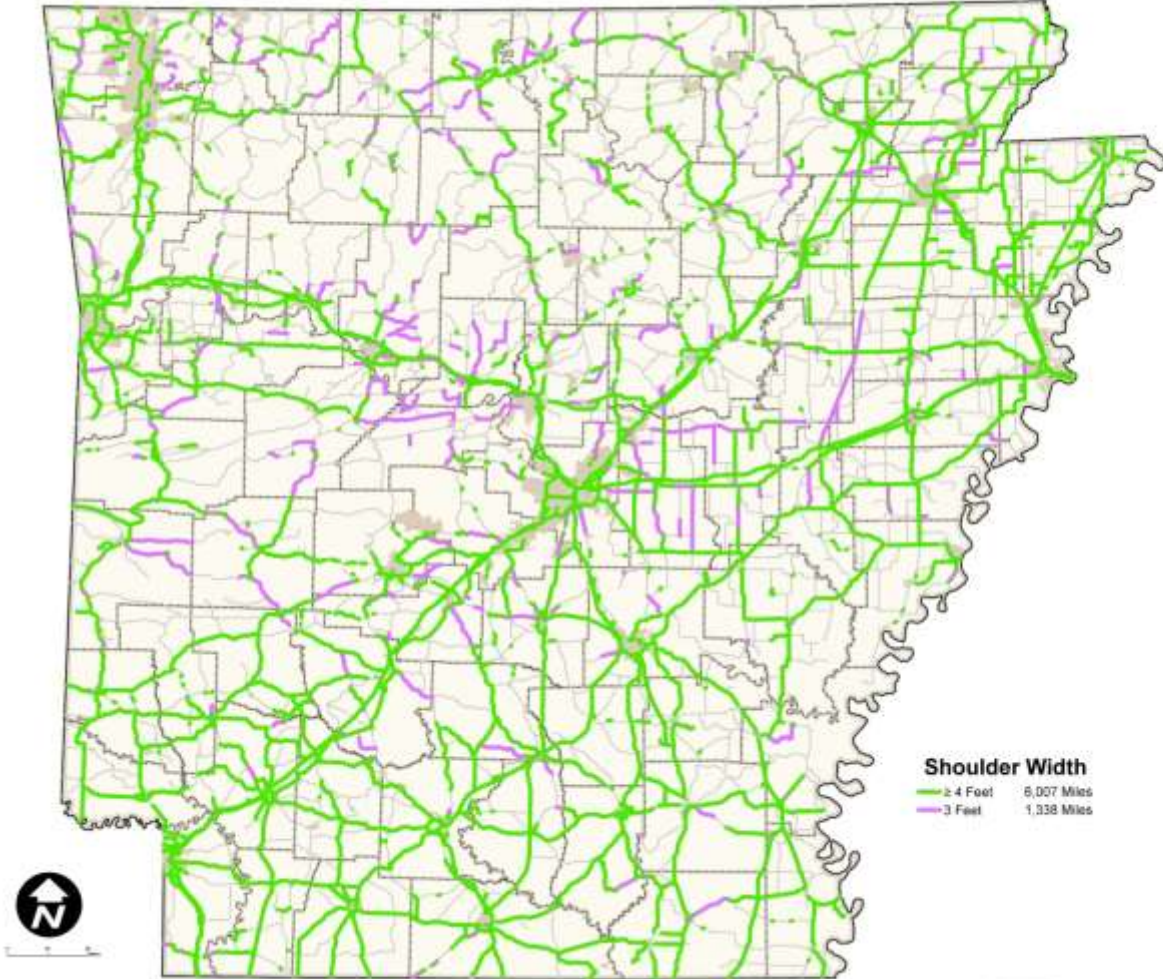
6,007 Miles  
4' or Greater  
Shoulders

Shoulder Width



1,338 Miles  
of  
3' Shoulder

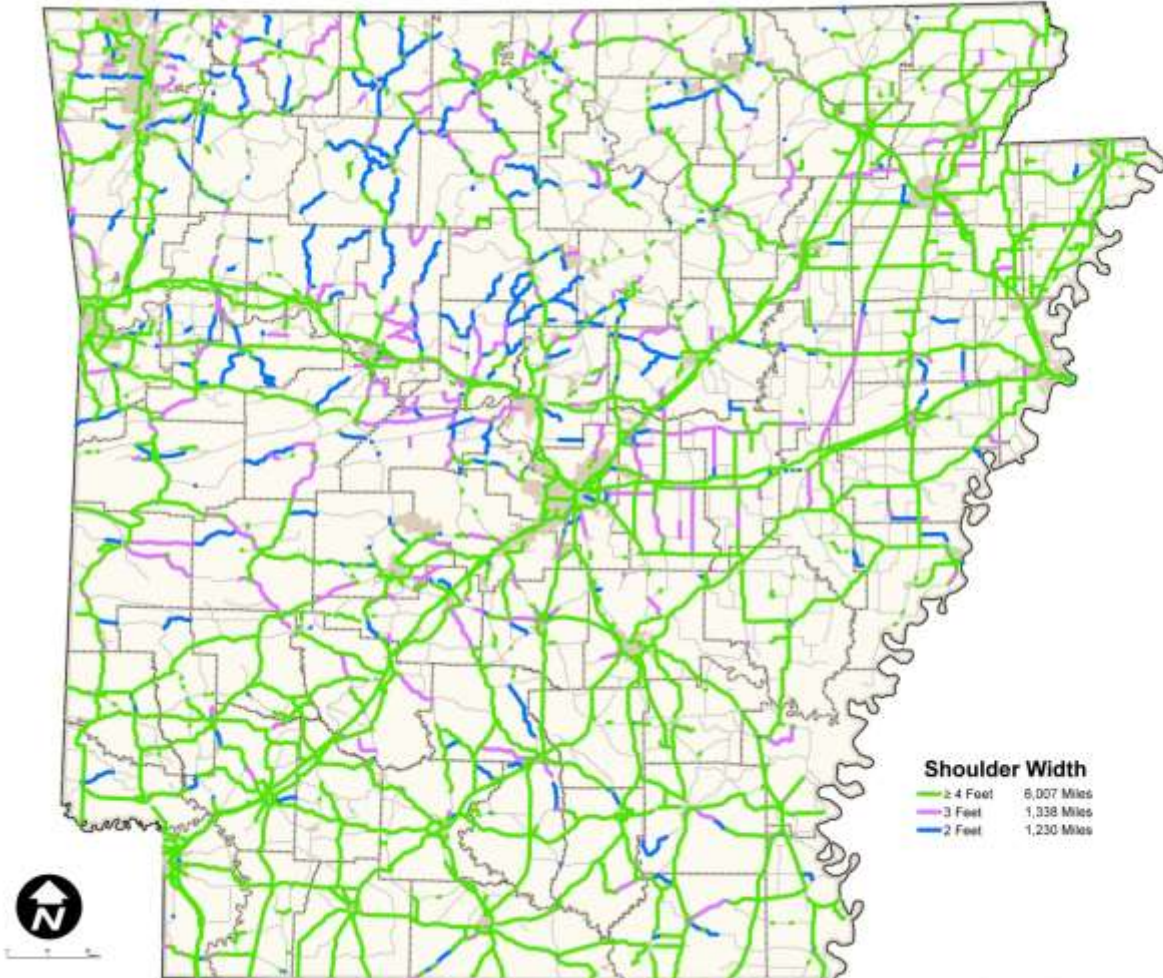
Shoulder Width





1,230 Miles  
of  
2' Shoulder

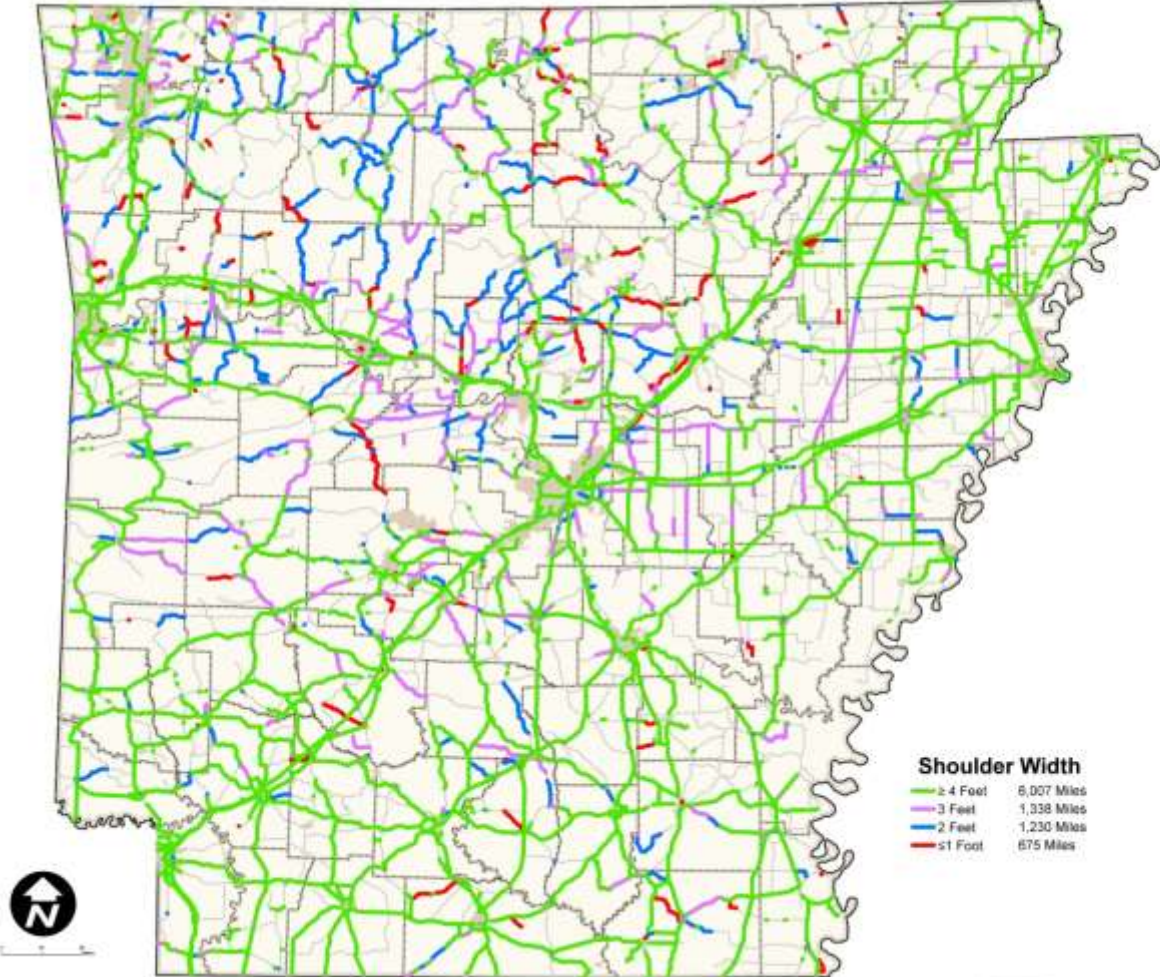
Shoulder Width





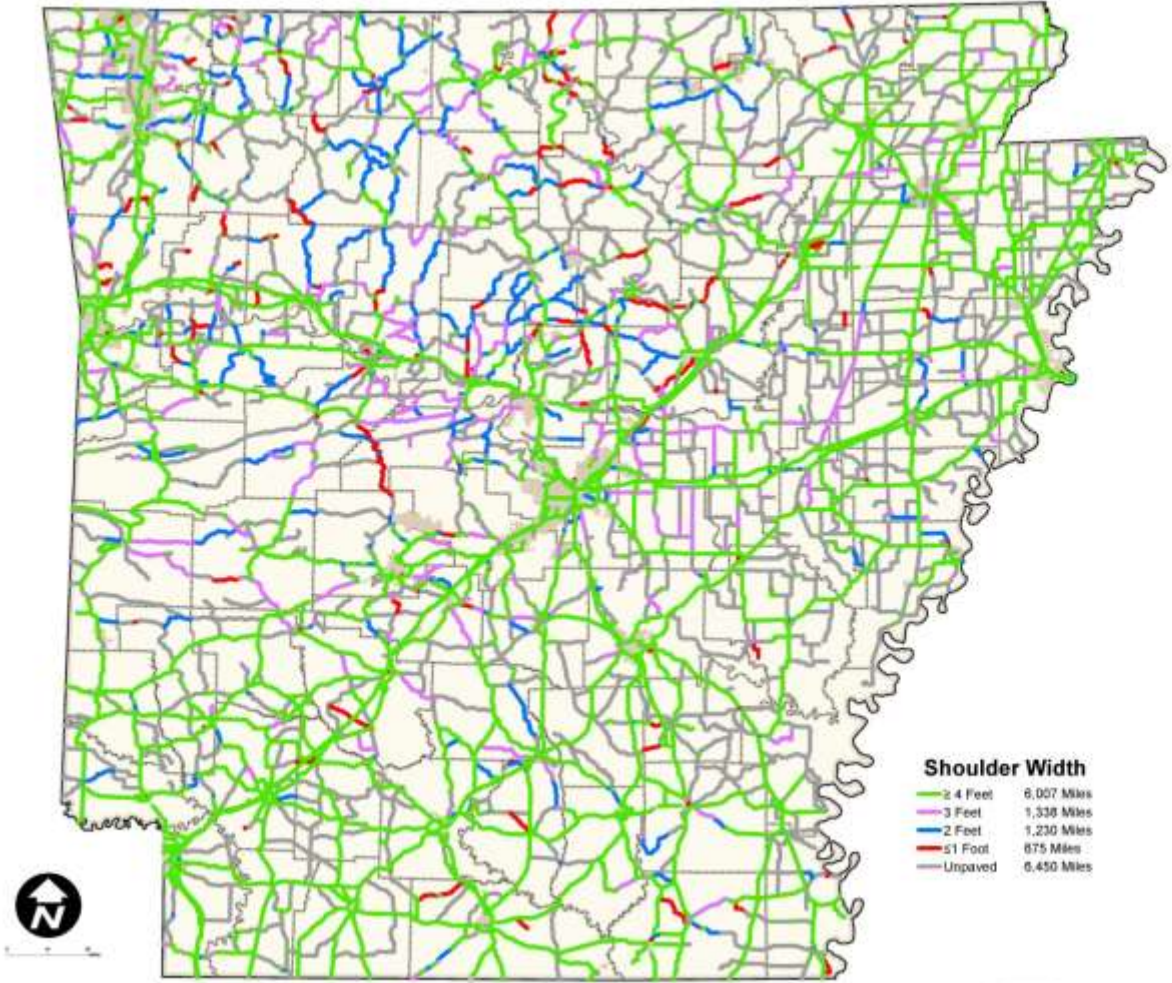
675 Miles  
1' or Less  
Shoulders

Shoulder Width



6,450 Miles  
Unpaved  
Shoulders

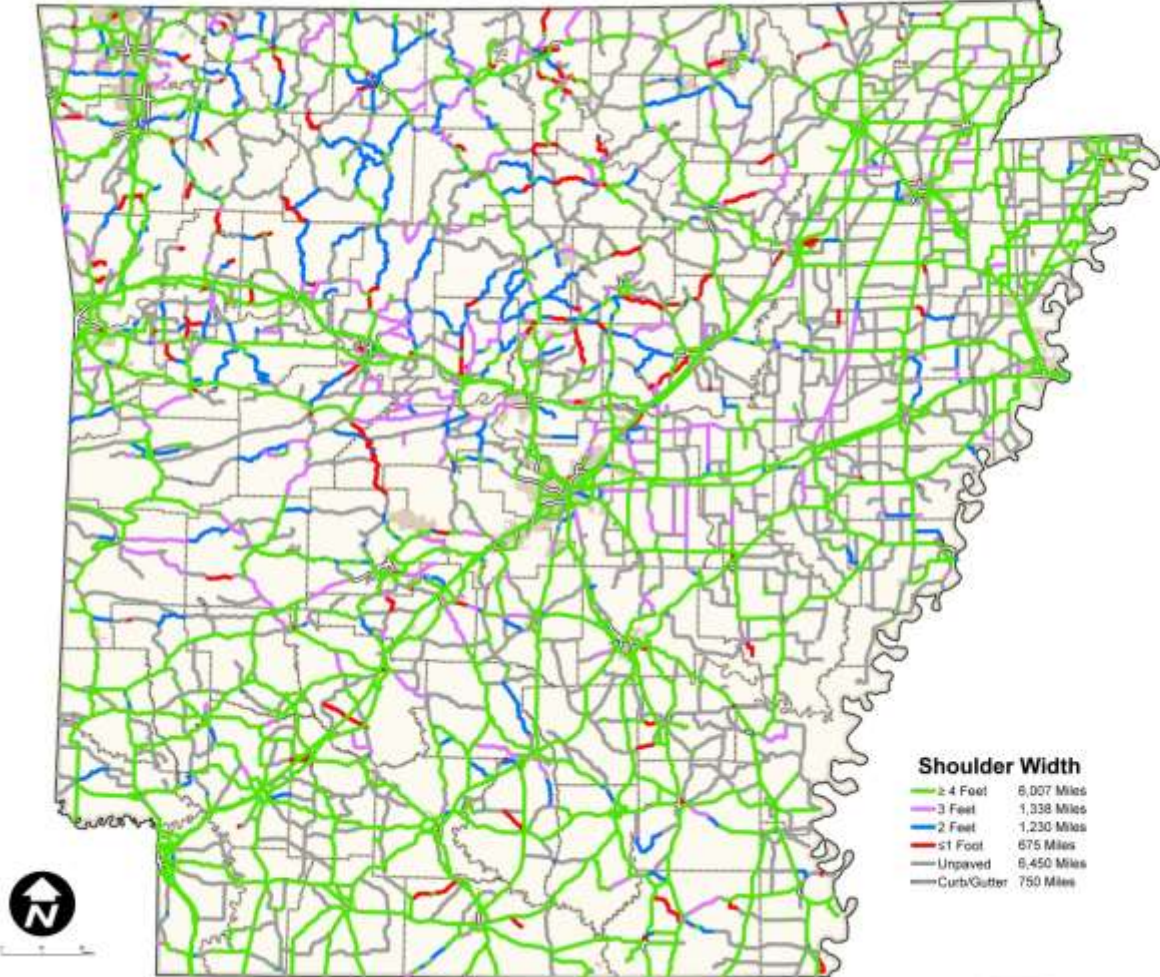
Shoulder Width





750 Miles  
Curb &  
Gutter

Shoulder Width



# Route Connectivity





**B, C, S, T Routes**

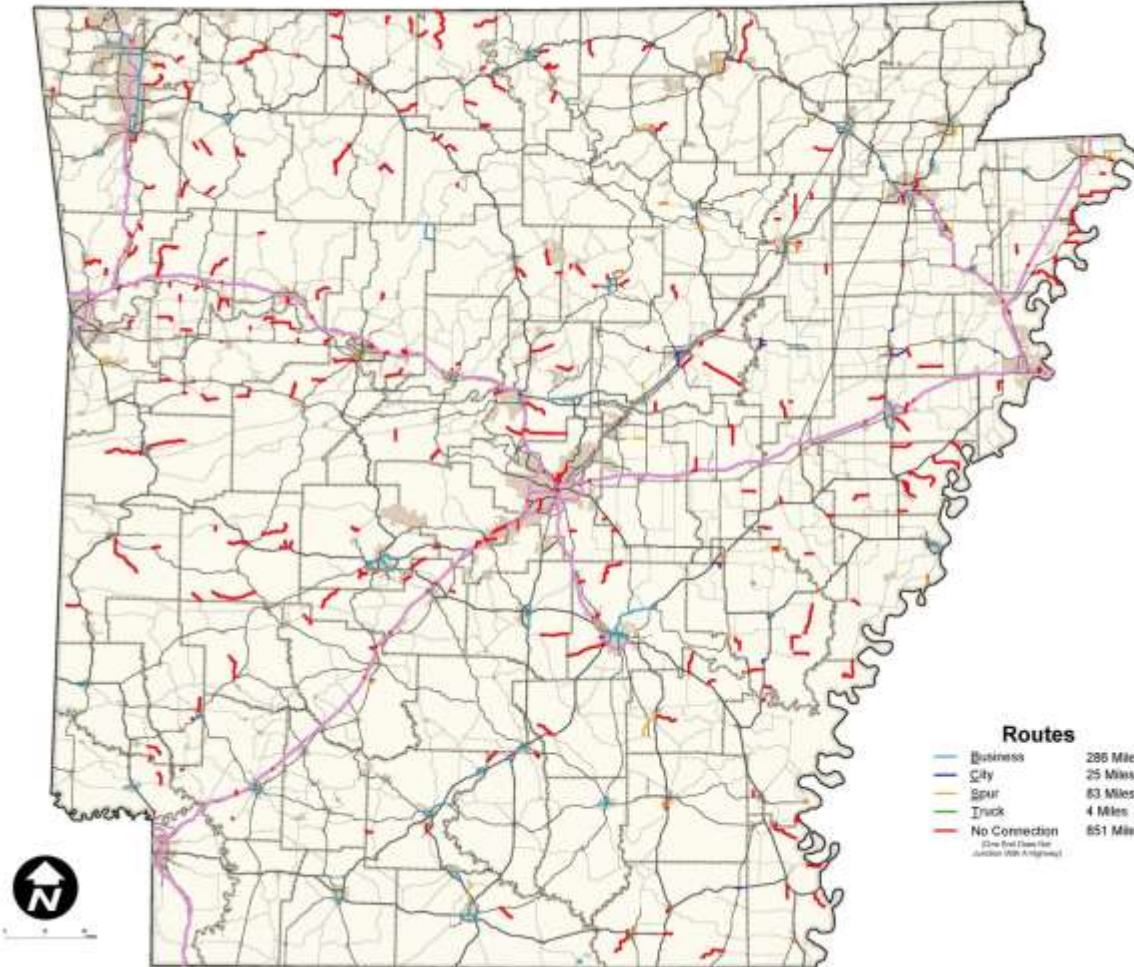
**286 Miles of  
Business Routes**

**25 Miles of  
City Route**

**83 Miles of  
Spur Routes**

**4 Miles of  
Truck Routes**

**851 Miles of  
No Connection  
Routes**



# Managing the Decline

## • Possible Actions

- ✓ Convert Selected Highways into Gravel Roads
- ✓ Reduce Level of Design
- ✓ Require Capital Improvement Projects to include Local Funding
- ✓ Increased Concentration of Projects on Arkansas Primary Highway Network
- ✓ Increased Concentration of Projects on System Preservation
- ✓ Increased Concentration of Maintenance Efforts on Arkansas Primary Highway Network

The seal of the Arkansas State Highway Commission is a circular emblem. The outer ring contains the text "ARKANSAS STATE HIGHWAY COMMISSION". The inner circle features the state seal of Arkansas, which includes a central figure holding a scale and a sword, surrounded by stars and the word "ARKANSAS". Below the central figure is a banner with the motto "REGNAT POPULUS".

# Agenda Item 11

## Upcoming Events

# Upcoming Events

**June 7**

**Statewide ROADeo Finals**

Central Shop Complex

**June 12-15**

**TRB Summer Meeting | Director Bennett**

Woods Hole, MA

**June 14**

**HCRAS | Randy Ort**

9:00 a.m. | MAC Room B, Little Rock, AR

**June 22 - July 4**

**Annual Leave | Director Bennett**

**July 11**


**Arkansas Highway Commission Meeting**



The seal of the Arkansas State Highway Commission is centered in the background. It is a circular emblem with the text "ARKANSAS STATE HIGHWAY COMMISSION" around the perimeter. Inside the circle, there is a central figure holding a torch, surrounded by stars and the word "ARKANSAS". Below this, there is a banner with the motto "REGNAT POPULUS" and a shield with a sword and the word "VICTOR".

# Agenda Item 12

**Other Business and Discussion**

The seal of the Arkansas State Highway Commission is centered in the background. It is a circular emblem with a double border. The outer border contains the text "ARKANSAS STATE HIGHWAY COMMISSION" at the top and "SEAL" at the bottom, separated by a small star. The inner circle features the state seal of Arkansas, which includes a figure holding a bow and arrow, a plow, and a sheaf of wheat, with the word "ARKANSAS" and a sunburst above it.

# Arkansas State Highway Commission Meeting

**Wednesday, June 6, 2018**